





# CONSULTATION GUIDE

## 2 INTRODUCTION

COMELIT: A GROUP OF 1000 PEOPLE DRIVEN BY THE SAME SPIRIT ..... 2  
 WITH YOU. ALWAYS ..... 4  
 THE MY COMELIT APP ..... 5  
 AN INTERNATIONAL MODEL OF SUSTAINABILITY AND RESPONSIBILITY ..... 6  
 COMELIT APP ..... 7

## 8 NEW PRODUCTS

7TOP: THE SMART DOOR ENTRY MONITOR FOR YOUR HOME ..... 8  
 PEOPLE: DESIGNED JUST FOR YOU ..... 10  
 MULTI-USER GATEWAY ..... 14  
 BE SMART ..... 16  
 1469: TWO WORLDS COMING TOGETHER ..... 18  
 UNITY DOESN'T JUST CREATE STRENGTH, IT CREATES SAFETY ..... 20

## 22 SOLUTIONS FOR INDIVIDUAL SYSTEMS

THE APPLICATIONS ..... 22  
 ANALOGUE AND DIGITAL KITS ..... 24  
 QUADRA KIT WITH PEOPLE DOOR ENTRY MONITOR ..... 28  
 QUADRA KIT WITH MINI, ICONA, MAXI DOOR ENTRY MONITORS ..... 30  
 CIAO KIT ..... 36  
 DIGITAL KITS ..... 38  
 VIP VIDEO KIT ..... 40  
 VISTO KIT ..... 42

## 44 SOLUTIONS FOR COLLECTIVE SYSTEMS

SOLUTIONS ..... 44  
 TWO-WIRE RANGE ..... 46  
 2 WIRES: INSTALLATION LAYOUTS ..... 48  
 VIP RANGE ..... 64  
 VIP: INSTALLATION LAYOUTS ..... 66

## 72 DOOR ENTRY MONITORS

PEOPLE ..... 72  
 ICONA ..... 76  
 7TOP ..... 80  
 MAXI ..... 82

## 84 DOOR-ENTRY PHONES

MINI AUDIO ..... 84  
 MINI AUDIO HANDSFREE ..... 88  
 SONUS ..... 90  
 STYLE ..... 92

## 94 OUTDOOR ENTRANCE PANELS

ULTRA ..... 94  
 STEELTOUCH 5" AND 8" ..... 110  
 3ONE6 ..... 114  
 STEELSWITCH ..... 116  
 VANDALCOM ..... 124  
 ROMA ..... 128  
 VISTO ..... 132  
 QUADRA ..... 134  
 CIAO ..... 136  
 EMERGENCY ..... 138  
 8" TOUCH MODULES ..... 140  
 CUSTOMISED ENTRANCE PANELS ..... 142  
 MULTI-USER GATEWAY ..... 146

## 148 POWER SUPPLY UNITS AND ACCESSORIES

POWER SUPPLY UNITS AND ACCESSORIES SIMPLEBUS SYSTEM ..... 150  
 POWER SUPPLY UNITS AND ACCESSORIES VIP SYSTEM ..... 154  
 POWER SUPPLY UNITS AND COMMON ACCESSORIES ..... 156

# Comelit.

ITALY

FRANCE

SPAIN

GERMANY

SINGAPORE

HONG KONG

INDONESIA

VIETNAM

UNITED KINGDOM

IRELAND

NETHERLANDS

BELGIUM

USA

UNITED ARAB EMIRATES

**A GROUP OF  
1000 PEOPLE  
DRIVEN BY THE  
SAME SPIRIT.**

Since **1956**, we've been part of the evolution of door-entry entrance panels and monitors, actively **driving** progress in the industry. Our experience in this specialised sector — delivering simple, **reliable** and feature-rich solutions — has made us a **recognised name internationally**.

Our **values** and business **vision** are the foundation of a well-structured **global**



organisation, with 10 branch offices, 8 R&D centres, over 1,000 employees, and a commercial presence in more than 90 countries.

In addition to door entry systems, we design and manufacture intruder alarms, video surveillance, home automation, fire protection systems, and access control systems - making us a **single partner specialising** in the **protection** of people and their environments.

DESIGN  
MILANO

GSO  
ISO 14001  
CERTIFIED  
COMPANY

PRODUCT  
CATALOGUE

GUIDE TO  
VIDEO ENTRY  
TECHNOLOGY

NEW PRODUCTS

INTRODUCTION

VIDEO DOOR ENTRY



# WITH YOU. ALWAYS

Our promise, our commitment.



## INSPECTIONS

ON-SITE TECHNICAL  
AND COMMERCIAL  
INSPECTIONS



## TELEPHONE SUPPORT



## CONSULTANCY

CONSULTING FOR DESIGNING  
SPECIFIC PROJECTS



## COURSES

PROFESSIONAL REFRESHER  
COURSES ALSO AVAILABLE  
ONLINE AND ON DEMAND



# WITH YOU ALWAYS

Being **close** to those who choose Comelit for their customers is our daily commitment. Our commitment is reflected in our ongoing research and development of high-performance **solutions that are easy** to install. We provide daily **support** - both by phone and on site - along with reliable, high-quality products that assist you every step of the way. With You. Always. Because **your success is our success**, and your satisfied customers are our satisfied customers.

# THE “MY COMELIT” APP

FOR PROFESSIONALS

## Created to meet your requirements


Simple, straightforward and customised.

Thanks to all the services it provides, MyComelit makes work easier for all **industry professionals**: Installers, System integrators, Building managers, Designers, Security managers, Wholesalers and Architects.

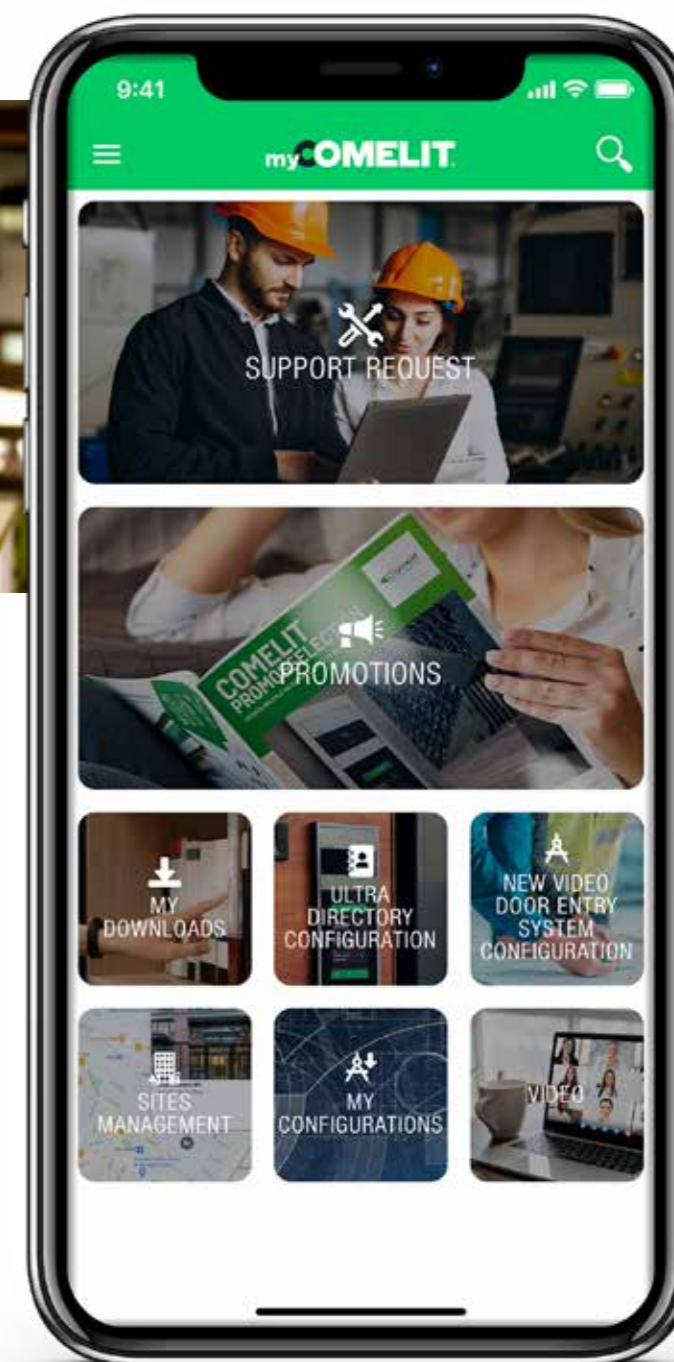


myCOMELIT®

THE APP YOU’LL NEVER  
WANT TO BE WITHOUT!



JOIN THE  
MYCOMELIT  
WORLD NOW!



PRODUCT  
CATALOGUE

GUIDE TO  
VIDEO ENTRY  
TECHNOLOGY

NEW PRODUCTS

INTRODUCTION

VIDEO DOOR ENTRY



# AN INTERNATIONAL MODEL OF SUSTAINABILITY AND RESPONSIBILITY

## EcoVadis Gold Medal

Comelit has reached an important **milestone** in its constant commitment to the environment, work, human rights, ethics and **sustainable development**.

This recognition was awarded by **EcoVadis**, a leading international agency that assesses **Corporate Social Responsibility** (CSR) performance based on high global standards.

It is important to stress that this is not an end point, but rather another step forwards along the path of **continuous improvement**.

We are proud to share this news with you and to continue working hard to promote **sustainability, ethics** and **corporate social responsibility** in all our activities.



It is an achievement that tangibly highlights Comelit's ongoing commitment to contributing to creating more sustainable, responsible and inclusive futures.

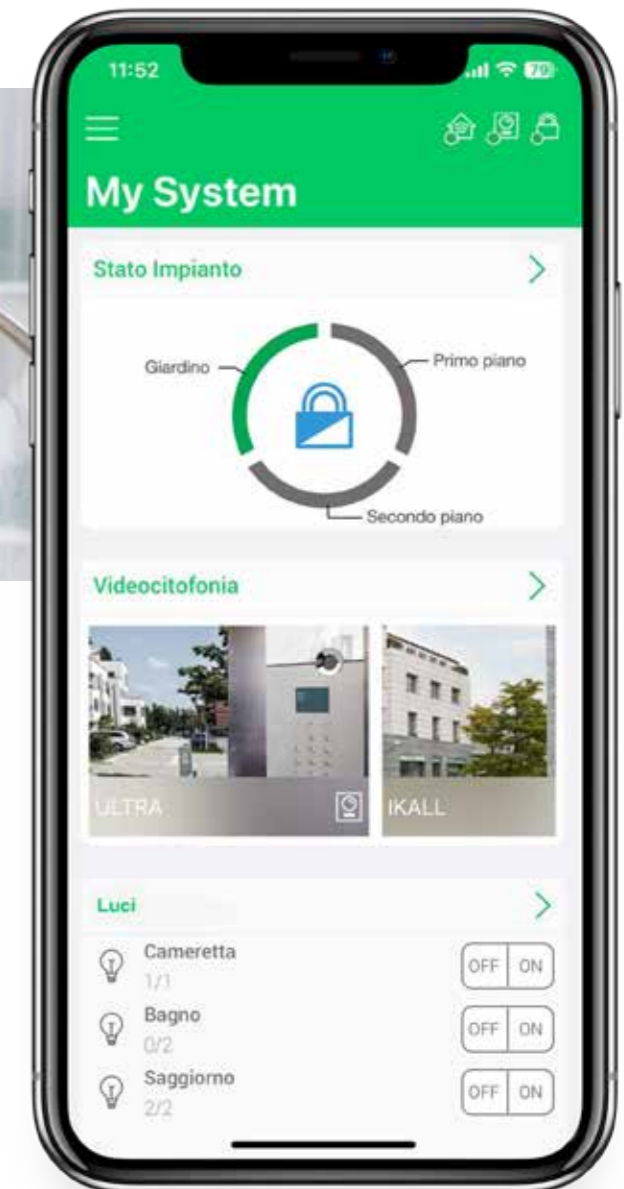
# COMELIT APP

FOR END USERS

## The entire Comelit world at your fingertips

A single app to manage your integrated systems.

Free of charge and compatible with all modern devices, the Comelit app lets you remotely **manage your** door entry monitors, intruder alarm, video surveillance, and home automation **systems**. It is also possible to customise the app's home page by choosing from the available widgets so that commonly used information and commands are quickly available.



Comelit leads the way in the technological evolution of room management systems, and by **integrating all Comelit systems**, you can achieve an advanced, versatile and customised system that is sure to meet your every need. With Comelit, you can enjoy an unprecedented experience in a comfortable, functional and safe environment.



PRODUCT CATALOGUE

GUIDE TO VIDEO ENTRY TECHNOLOGY

NEW PRODUCTS

INTRODUCTION

VIDEO DOOR ENTRY



# 7TOP: THE SMART DOOR ENTRY MONITOR FOR YOUR HOME

## Modern comfort and advanced safety



Our smart door entry monitor system gives you constant control, whether you are at home or away, making your home more secure and comfortable.



## A state-of-the-art door entry monitor system

Easy to use and built for security, our door entry monitor system is perfect for today's connected homes. The high-definition resolution ensures clear, detailed visuals of anyone at your door — with no compromises. The 7-inch capacitive touchscreen provides a simple and responsive interface. All the controls are at your fingertips, so you can navigate through the options quickly and effortlessly.

### Smart remote control

With the built-in Wi-Fi connection, you can monitor and manage the system remotely using your smartphone or tablet. You will have full control of your home security system from any location, at any time: talk directly to visitors, couriers or other people coming to your door with clear, uninterrupted two-way audio. With Google Home and Alexa, you can control your home using voice commands, for simpler and more technology-driven interactions. It has never been easier to manage any situation.

### Elegant design

As well as its advanced features, the system has a sleek, modern design that will add style to your home. This state-of-the-art door entry monitor combines security, technology and design to enhance your daily life. Discover a new level of comfort and protection for your home!



PRODUCT CATALOGUE

GUIDE TO VIDEO ENTRY TECHNOLOGY

NEW PRODUCTS

INTRODUCTION

VIDEO DOOR ENTRY

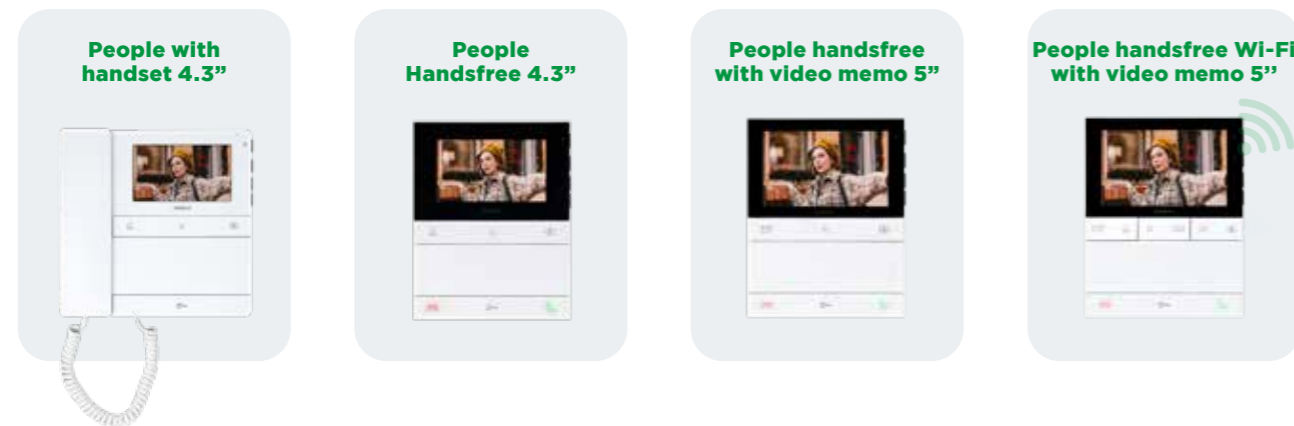


# PEOPLE: DESIGNED JUST FOR YOU.

## Watchword: robustness.

Designed for **durability**, with materials and advanced components that maintain their shape and performance over time – quality was a priority throughout the development process.

Made of galvanised steel, the **1.5 mm thick metal backplate** ensures perfect installation on any kind of wall, and even on **uneven surfaces**. You will not only save time when installing it, but you will also have an extremely **stable and robust** product that outperforms other models available on the market. Our door entry monitors are designed to **withstand the wear and tear of everyday use** and to maintain a high level of performance for years to come. These devices will remain as reliable and functional as they were on day one, even when used intensively, so there is no need to worry about **accidental damage**.



Save time with a straightforward, hassle-free installation.

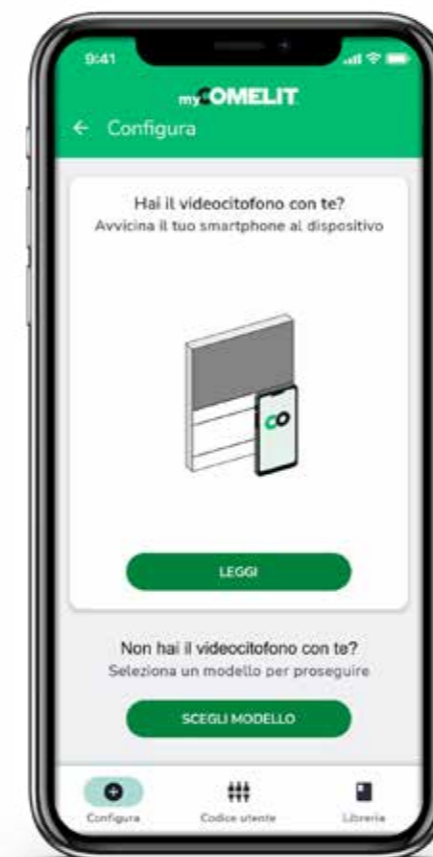


## Magical configuration.

### Step into the Future with NFC technology!

We can proudly say that we are the first to bring door entry monitor configuration to the next level, and this is thanks to NFC technology. Set **up to 10 times** faster than with traditional methods – a **major** advantage on any project.

By simply tapping your smartphone and with our MyComelit app, you can access a whole new world of possibilities. All you need to do is enter the relevant section, set the parameters you want, hold your phone close to the product, and you're done! And there is more: you can set up your door entry monitors even when they are disconnected. It may seem impossible to believe, but they can be set up **directly inside the box**, without even having to open it!



WATCH HOW TO SET UP A DOOR ENTRY MONITOR IN UNDER A MINUTE



- Up to 10 times faster set-up time.
- Programme door entry monitors even without taking them out of the box.
- Create a configuration in the office and send it to your team via WhatsApp, e-mail, etc.
- Copy the configuration of a door entry monitor and apply it to a new one with 2 simple taps.
- Save standard configurations so that you can use them again anytime you want.
- Set up the system before you receive the door entry monitors.

PRODUCT CATALOGUE

GUIDE TO VIDEO ENTRY TECHNOLOGY

NEW PRODUCTS


INTRODUCTION

VIDEO DOOR ENTRY



# A DOOR ENTRY MONITOR SUITABLE FOR EVERYONE.

## Intuitive experience.



★  
PATENT  
PENDING  
★



### HANDSET WITH EASY AUTO HANG UP

to avoid accidental dropping.



### MICROMECHANICAL BUTTONS

with tactile and audible feedback.



### TACTILE MARKINGS

for blind people.

People door entry monitors are exactly what you have been waiting for.

- The “answer” and “end” buttons are purposefully different and far apart from one another, and are backlit in green and red as on a smartphone to avoid mixing them up.
- Handset with easy auto hang up to avoid unwanted dropping or accidental breakage.
- Silent mode to receive calls without being disturbed by the ringtone.
- Browsable menu on the screen with side buttons for adjusting ringtone volume, contrast, brightness and tone.

## An Eco-friendly Character.

Protecting the environment is one of our core values, which guides us in everything we do here at Comelit. We care about the future of our planet and we want to contribute to a better world. Our new People door entry monitors are among the most **energy-efficient on the market**. We have invested in state-of-the-art technology so that we can offer high-performing products that are also sustainable.

But that's not all: packaging is also an essential part of our environmental commitment. In fact, we have chosen to use **sustainable materials** in order to reduce our environmental impact. We also use water-based inks when printing, thus eliminating the use of harmful chemical solvents. This choice not only safeguards the environment, but it also ensures greater safety for all of us and for the planet.

By choosing our products, you will be making a conscious choice for a **better future**. A future in which beauty and functionality go hand in hand with environmental responsibility. Together, we can build this future.



PRODUCT CATALOGUE

GUIDE TO VIDEO ENTRY TECHNOLOGY

NEW PRODUCTS

INTRODUCTION

VIDEO DOOR ENTRY



# MULTI-USER GATEWAY

## The first smart video entry phone system.



### TENANT

Thanks to Comelit App tenants can view and manage all system functions



### BUILDING MANAGER

Remote system management is available via Cloud management software



### DEVELOPER

From simplicity to luxury, our systems are customisable and suitable for every need



### INSTALLER

Easy and handy installation. All you need is a power supply, an Internet connection and a door lock switch



## Simplicity in 5 steps

Installing one of our smart video entry phone systems requires **only 5 steps** and is affordable for everyone: from installers to building managers, from developers to tenants.

### 1. SELECT THE EXTERNAL UNIT

Choose the most suitable entrance panel for your project and define the quantities required.

### 2. INSTALL THE GATEWAY

The gateway is the tool that allows remote connection of the system to the building. A connection is required for installation, which can be used both for Comelit systems and for other common services already present in the apartment building.

### 3. ADD LICENCES

It is necessary to purchase a licence for each flat in the building.

### 4. UPLOAD TENANT INFORMATION

Uploading or updating tenant information such as e-mail addresses and/or phone numbers only takes a few minutes!

### 5. DONE!

Now all tenants have to do is download the Comelit app and create an account with their e-mail address to gain access to all the services offered by the system. Users who do not wish to use the app can redirect the video entry phone call directly to a phone number.

## Licences

Comelit offers **3 types of licences**: each licence can be used by up to 15 devices and different configurations can be set up remotely for individual users or groups of users.

MASTER LICENCE	SLAVE LICENCE	PHONE LICENCE
APP & PHONE	APP, PHONE AND MONITOR	PHONE ONLY
<ul style="list-style-type: none"> <li>Remote video answering from Smartphone or Tablet</li> <li>Answer audio calls on landlines or GSM telephones</li> <li>Can manage up to 15 devices per licence, from Smartphone, Tablet, GSM or landline</li> <li>Telephone backup if data line is down</li> </ul>	<ul style="list-style-type: none"> <li>Remote video answering from Smartphone or Tablet</li> <li>Answer audio calls on landlines or GSM telephones</li> <li>Can manage up to 15 devices per licence, from Smartphone, Tablet, Door entry monitor, GSM or landline</li> <li>Telephone backup if data line is down</li> </ul>	<ul style="list-style-type: none"> <li>Answer audio calls on landlines or GSM telephones</li> <li>15 phone numbers for each licence</li> </ul>

## Management via Cloud

### MANAGE YOUR SYSTEMS

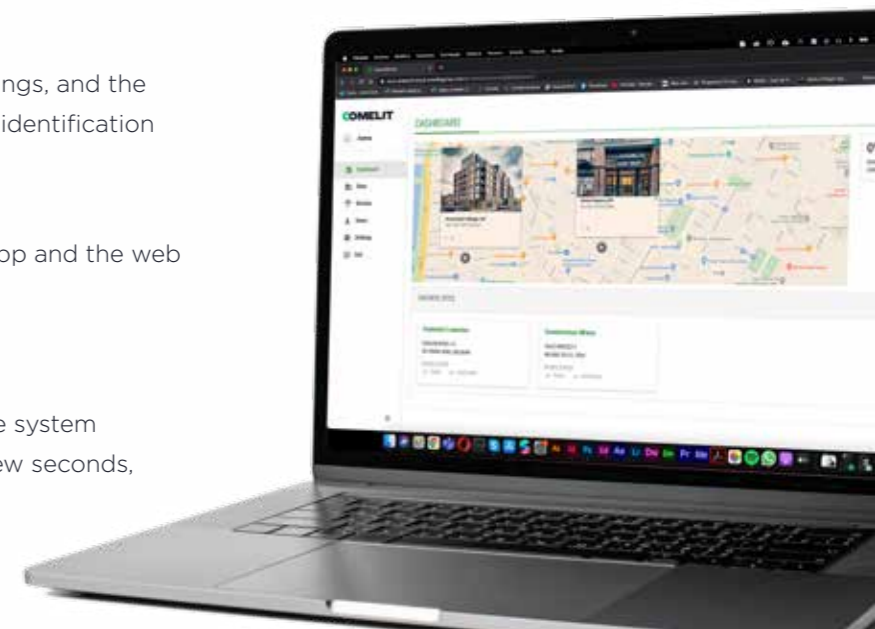
The Cloud platform makes it easy to manage buildings, and the introduction of an interactive map allows for quick identification

### APP AND/OR WEB PAGE

Systems can be managed from both the Comelit app and the web page, so you can work wherever you are.

### EASY SHARING

Cloud management allows the installer to share the system configuration with the building manager in just a few seconds, which saves time for both!



PRODUCT CATALOGUE

GUIDE TO VIDEO ENTRY TECHNOLOGY

NEW PRODUCTS

INTRODUCTION

VIDEO DOOR ENTRY



# BE SMART

## Join the revolution of the world of video entry phone systems

With the **1406 module**, available as a kit or individually, you can make every apartment in the building “smart”, and it is absolutely **easy to install** and requires no configuration on your part. We have really thought of everything, even the **internet connection is already included for 1 year**, at the end of which, if it is not renewed, residents will continue to enjoy their video entry phone system (not connected). And that is why this offer is so unique: a networked system with the convenience of a traditional system!

50

FLATS MANAGED WITH 1 DEVICE

15

USERS PER FLAT

11

KIT WITH 1 SIM AND 1 YEAR OF INTERNET INCLUDED

### ITEMS



1406

#### SIMPLEBUS 2 MULTI-USER CALL FORWARDING MODULE

Multi-user call forwarding module for Simplebus 2 system, for forwarding video entry phone calls to smartphones/tablets on which the SimpleApp is installed. It allows self-ignition and lock-release command transmission. The module needs an internet connection with suitable bandwidth to work properly. Each module supports up to 50 flats and 15 enabled users per flat; for systems with more than 50 flats, more modules can be installed. Incoming calls will only be received via SimpleApp if a Comelit internal unit is installed inside the flat. It has 1 Ethernet port for internet connection, a 12-56 VDC power supply input and L-L terminals to interface with the Simplebus 2 system. Dimensions (LxHxD): 70x90x62 mm (4 DIN modules).



K1406

#### SIMPLEBUS 2 MULTI-USER CALL FORWARDING MODULE KIT

Kit for forwarding video entry phone calls to smartphones/tablets for the Simplebus 2 system with connection included for one year. The kit is suitable for installation in blocks of flats and supports up to a maximum of 50 flats with 15 enabled users per flat. If there are more than 50 flats, several kits can be used. Via the SimpleApp, which can be downloaded for free from the Google and Apple stores, you can answer calls remotely and open the front door. Calls can be received via app if at least one Comelit internal unit is installed inside the flat. The kit consists of: 1 call forwarding module for Simplebus 2 system (art. 1406); 1 gateway (art. 1407) with 4G data SIM and one year of internet traffic included; 1 power supply unit (art. 1212/B) to power all the devices included in the kit. All items can be mounted on a DIN rail.



1407

#### GATEWAY LTE WITH SIM

Gateway with 4G data SIM and a year's usage included, for connecting art. 1406 to the internet. DIN rail support included.

LICENCES FOR K1406

Code

1406C01	CONNECTION LICENCE ART. K1406 1 YEAR
1406C02	CONNECTION LICENCE ART. K1406 2 YEARS
1406C05	CONNECTION LICENCE ART. K1406 5 YEARS
1406C10	CONNECTION LICENCE ART. K1406 10 YEARS



We offer an affordable and highly efficient apartment building system with easy installation, continuous support and remote management. Tenants will enjoy constant connection and comfort at a truly affordable price.

- Qualify your offer**  
 Set yourself apart from the competition with a unique, innovative and cost-effective solution.
- Increase the value of the solution**  
 Offer the opportunity to try out the benefits of a connected system free of charge for one year.
- Installation without issues**  
 The 1406 module has been designed to simplify and speed up the installation process: one device is all you need to connect up to 50 flats!
- Easy configuration**  
 Thanks to the simple scan-scan-go system, each tenant can set up their own smartphone in less than 2 minutes.
- Support in future management**  
 Comelit support is not limited to installation, but also extends to the management of the system over time.
- Choice of subscription renewal**  
 Subscriptions can be renewed by buying a card with a code or you can simply let Comelit take care of everything for you.
- Remote system monitoring**  
 You can monitor the system from the “system management” section of your MyComelit APP to check its status at any time.
- Unparalleled convenience**  
 Tenants in a block of flats can connect to their video entry phone system at any time using a smartphone.
- Low cost**  
 The Comelit solution is cheaper than any alternative available on the market.

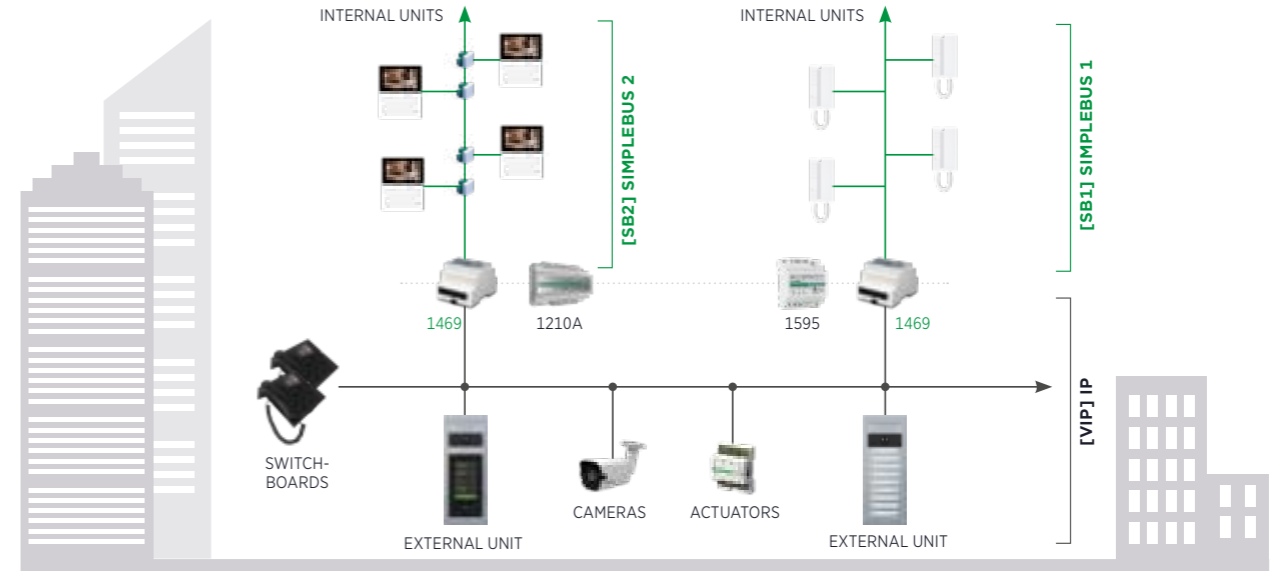


# 1469


## Two worlds coming together

2-wire and IP video door entry systems have never been better connected to meet all our customers' needs. The **1469 interface** allows these two technologies to be perfectly combined, making it easier to install two-wire door entry monitor systems with many **functions**, and allowing for unlimited **expandability** of IP video door entry systems. Combining them is easy: door entry phones, door entry monitors and actuator modules can be installed on the 2-wire riser of the system, while all devices with this technology are supported in the IP part. By adding a multi-user gateway for the IP system, end users will be able to **receive calls**, including high-definition video calls, directly on their **smartphones** and create **virtual access keys** that they can share. The installer or building manager will be able to remotely enable or disable the Comelit App for users from the app or via web browser, using MyComelit, and to change names on external units.

Combining 2-wire simplicity with multiple functions and expandable IP systems



Our entrance panels from great classics to touchscreen!



### IP FUNCTIONS IN THE 2-WIRE WORLD: A WHOLE OTHER STORY!

The programming of 2-wire internal units remains the same. However, by using item 1469, the functions of each internal unit are **configured to perform actions in the IP part of the system**. For each 2-wire riser, up to three distinct lock-release actions are available, both during and outside calls, to be paired with the buttons of the 2-wire internal units. The main switchboard or secondary switchboard functions of the internal units can be connected to one or more IP switchboards, and there are no more limitations to the number of actuators: in the IP part, all the actuator modules required to control **lights, lifts, etc.** can be added to the IP part. If there are also **cameras with RTSP streams** available in the system, they can be configured to operate in the 2-wire system.



### RETROFIT INSTALLATIONS: WELL, OF COURSE!

Are you renovating an older building and want to **reuse existing 2-wire** cabling, but also add new functions for users or for the building manager? Comelit has the solution you need: all internal units can remain connected via the 2-wire bus, while you can use external units, switchboards and all IP-based products to build a more **flexible, high-performance and continuously updated** basic infrastructure with new functions. The result? That which was old **will become new again!**

## Differences and similarities between systems Which is the most suitable?

	2-WIRE SOLUTION	HYBRID SOLUTION	IP SOLUTION
Number of users	120,000	No limitations	No limitations
Maximum distance between external and internal unit	1200 m	130 m for Audio or A/V Simplebus 2 risers, 200 m for A/V Simplebus 1 and 800 m for Audio Simplebus 1. No limitations for IP system base	No limitations
Wiring	2 wires for the riser, 4 wires for the external unit	2 wires for 2-wire CAT5 risers or higher IP system base	CAT5 or higher
Remote connection and update	Only with PL6741	Only PL6741 for 2-wire risers and all IP devices	All devices
Answering a video entry phone call from the Comelit App	Yes	Yes	Yes
Updating names in the directory from MyComelit	No	IP external units only (with item 1456B)	Yes (with item 1456B)
Switchboards	Yes	No limitations for IP switchboards	No limitations
Video memo	Only with PL6731 and PL6741	Only with PL6731 and PL6741 for 2-wire riser and all video internal units and IP switchboards	All video internal units and IP switchboards
Viewing live video from IP cameras (RTSP)	Viewing from the Comelit APP only with PL6741	Viewing from the Comelit APPs, door entry monitors and IP switchboards	Viewing from the Comelit APP, door entry monitors and IP switchboards
Actuators	Maximum 8	Maximum 8 for 2-wire riser	No limitations
Integration with SIP devices	No	YES (with item 1456G)	YES (with item 1456G)
Call logs and recordings	No	IP devices only	Yes
Support for multiple simult. calls	No	YES (one for each riser)	Yes
Integration with Comelit fire safety system	No	IP devices only	Yes
Integration with the Comelit Horus supervision system	No	IP external units only	Yes



# UNITY DOESN'T JUST CREATE STRENGTH, IT CREATES SAFETY

The first module to allow integration between fire detection and IP video entry systems, designed to be of assistance during hazardous fire situations.



## A UNIQUE SOLUTION IN THE SECTOR.

Imagine having the option of a **video entry system** which is integrated with the **fire protection system**, and being able to ensure that danger is reported inside the homes or offices by means of audible and visual alerts! From now on all this will be possible with the new 1467 module: a **highly innovative service**, always tailored to suit **actual installation and operating requirements**, and essential for reporting any abnormalities or hazards even more clearly and instantly.

Another special feature of this new interface is its **ease of installation and configuration**; plus, the module can effortlessly be added to an existing system.

**Integration, a focus on people and simplicity** are the ingredients of this brand new solution, which is **one of a kind in the industry**.

## INTERFACE FIRE TO VIP

The **integration** of the **fire detection system** and the **Comelit IP video entry system** means that the **safety** of a building can always be kept under control.

The video entry system actually uses the 1467 interface to receive information relating to **alarm indications** and distributes it in a logical and structured manner by apartment, floor or area. Alarm messages are sent directly to the door entry monitor by means of a **pop-up and an audible alert** and, if an Internet connection is available, the user will have the option of receiving notifications relating to the event in progress on their smartphone via **Comelit App\***. If there is a porter switchboard in the building, this becomes an instrument for receiving all alarm/fault conditions occurring on the fire alarm control panel.



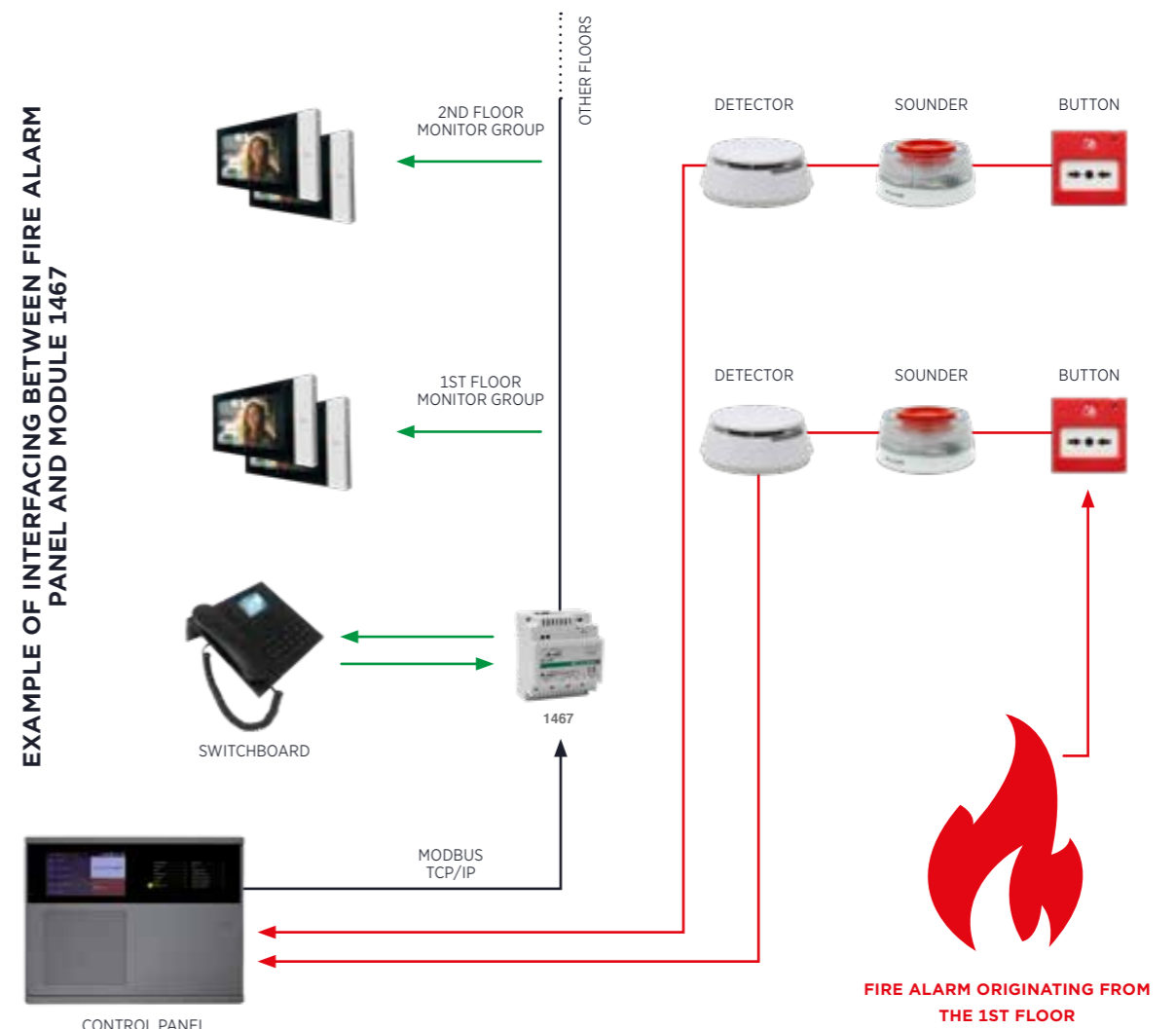
## HOW THE INDICATIONS WORK.

The **pre-alarm, alarm and evacuation** indications are sent to all compatible video entry devices, while indications of faults and/or errors in communication between the systems are only sent to the **porter switchboards**. When an alarm, pre-alarm or evacuation event occurs, the door entry monitors will provide a **visual and audible signal**.

- The alert can be silenced **10 seconds** after the signal is received on the door entry monitor; if, however, the alert is not silenced after 100 seconds, the notification remains active on the internal unit but **without** an audible indication.
- When the alert is active, the door entry monitors can still receive calls from the switchboard or external unit, while if the **alert** is generated while a call is in progress, the call is ended in order to **prioritise** the incoming alarm.
- During the fire detection system test phase, alerts are not forwarded to the ViP devices.

The logic for generating signals is taken care of **by the fire detection panel** connected to the **1467 module**.

The logic for sending signals to the door entry monitors and switchboard is completely **programmed** by event type, according to the floor and the zone linked to the detection of the fire.



**THE APPLICATIONS**



SINGLE FAMILY TO FOUR FAMILY RESIDENCES



COMMERCIAL ACTIVITY



**THE RANGE**



**AUDIO KIT - 2-WIRE CABLING**  
AVAILABLE IN SINGLE-FAMILY VERSION



**AUDIO KIT - TRADITIONAL 5-WIRE SYSTEM**  
1 USER TO 2 USER VERSIONS AVAILABLE  
EASILY EXPANDABLE



**AUDIO/VIDEO KIT - 2-WIRE CABLING SIMPLEBUS SYSTEM**  
1 USER TO 4 USER VERSIONS AVAILABLE  
REMOTE ANSWERING FROM SMARTPHONE (APP)



**AUDIO/VIDEO KIT - CATEGORY 5 CABLE SYSTEMS**  
AVAILABLE IN SINGLE-FAMILY VERSION  
REMOTE ANSWERING FROM SMARTPHONE (APP) OR PC/MAC

**COMELIT APP**

The Comelit App is free to download and lets you answer video door entry calls, as well as communicate with other monitors or devices where the app is installed. It also allows you to manage any indoor or outdoor cameras installed in your home, actuators and recorded video clips.







FURTHER INFORMATION ON PAGE 7



**PC INTERCOM**

All video entry functions can also be managed and implemented on a PC/MAC using the special software. PC-Intercom software (code 1454). The software is available on a USB stick.











				
<b>Wiring</b>	2 wires	4+N wires	2 wires	Cat. 5 or higher
<b>Type</b>	Audio kit	Audio kit	Audio/Video kit	Audio/Video kit
<b>Available versions</b>	single-family	single-family	single-family	single-family
<b>Expandable to residences</b>	1 user	up to 2 users	up to 4 users (without changing P.E.)	up to 4 users (without changing P.E.)
<b>Internal units/Devices per user</b>	2 internal units	2 internal units	4 internal units	16 devices (Smartphone/Tablet)
<b>Number of internal units activated by call</b>	-	-	1	Up to 4
<b>Intercom function as standard</b>	-	No	Yes	Yes
<b>Integration with access control</b>	No	No	No	Yes
<b>Integration with intruder alarm</b>	No	No	No	Yes
<b>Integration with video surveillance</b>	No	No	Yes	Yes
<b>Integration with SIP devices</b>	No	No	No	Yes
<b>Remote connection and updating</b>	No	No	Yes (Art. PL6741)	Yes
<b>Local and remote answering of video entry call via app</b>	No	No	Yes (Art. PL6741)	Yes
<b>Local and remote answering of video entry call from PC/MAC</b>	No	No	No	Yes





UP TO  
4  
USERS



2-WIRE KIT				
	VIDEO KIT		VIDEO KIT	
	QUADRA PEOPLE WITH HANDSET KIT	QUADRA PEOPLE HANDSFREE KIT	QUADRA PEOPLE HANDSFREE KIT WITH VIDEO MEMO	QUADRA PEOPLE HANDSFREE WI-FI KIT WITH VIDEO MEMO
<b>KIT CODES</b>	PL8461M	PL8461V	PL8431V	PL8451V
<b>FURTHER INFORMATION</b>	Page 28	Page 28	Page 28	Page 28
<b>WIRING</b>	Simplebus 2	Simplebus 2	Simplebus 2	Simplebus 2
<b>EXPANDABILITY</b>	4 Residences 4 Internal units per residence 4 External units in total	4 Residences 4 Internal units per residence 4 External units in total	4 Residences 4 Internal units per residence 4 External units in total	4 Residences 4 Internal units per residence 4 External units in total
<b>EXTERNAL UNITS</b>				
				
<b>FURTHER INFORMATION</b>	QUADRA Page 134	QUADRA Page 134	QUADRA Page 134	QUADRA Page 134
<b>INTERNAL UNITS</b>				
				
<b>DISPLAY</b>	PEOPLE WITH HANDSET LCD 4.3" / 16:9	PEOPLE HANDSFREE LCD 4.3" / 16:9	PEOPLE HANDSFREE WITH VIDEO MEMO LCD 5" / 16:9	PEOPLE HANDSFREE WI-FI WITH VIDEO MEMO LCD 5" / 16:9
<b>FURTHER INFORMATION</b>	Page 72	Page 72	Page 72	Page 72
<b>REMOTE ANSWERING (SMARTPHONE/TABLET)</b>	-	-	-	-

PRODUCT CATALOGUE

GUIDE TO VIDEO ENTRY TECHNOLOGY

NEW PRODUCTS













INTRODUCTION

VIDEO DOOR ENTRY





**2-WIRE AND 5-WIRE KITS**

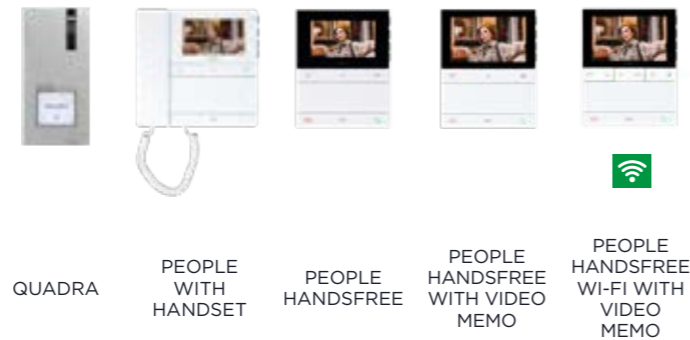
	VIDEO KIT		AUDIO KIT			
	QUADRA ICONA KIT	QUADRA MAXI KIT	CIAO KIT MINI AUDIO	CIAO KIT MINI AUDIO	CIAO KIT MINI AUDIO	CIAO KIT MINI AUDIO HANDSFREE
<b>KIT CODES</b>	8461I	8461X	KCA0061	KCA5061B	KCA2061B	KCA2071B
<b>FURTHER INFORMATION</b>	Page 30	Page 30	Page 36	Page 36	Page 36	Page 36
<b>WIRING</b>	Simplebus 2	Simplebus 2	2-wire Analogue	Analogue 4+N	Simplebus 2	Simplebus 2
<b>EXPANDABILITY</b>	4 Residences 4 Internal units per residence 4 External units in total	4 Residences 4 Internal units per residence 4 External units in total	1 Residence 2 Total internal units 1 Total external unit	2 Residences 2 Internal units per residence 2 External units in total	4 Residences 4 Internal units per residence 4 External units in total	4 Residences 4 Internal units per residence 4 External units in total
<b>EXTERNAL UNITS</b>						
						
<b>FURTHER INFORMATION</b>	QUADRA Page 134	QUADRA Page 134	CIAO Page 136	CIAO Page 136	CIAO Page 136	CIAO Page 136
<b>INTERNAL UNITS</b>						
						
<b>DISPLAY</b>	ICONA LCD 4.3" / 16:9	MAXI LCD 7" / 16:9	-	-	-	-
<b>FURTHER INFORMATION</b>	Page 76	Page 82	Page 84	Page 84	Page 84	Page 88
<b>REMOTE ANSWERING (SMARTPHONE/TABLET)</b>	-	-	-	-	-	-



UP TO  
4  
USERS

**QUADRA KIT WITH PEOPLE DOOR ENTRY MONITOR**

PL8461M PL8461V PL8431V PL8451V



Simplebus 2 colour door entry monitor kit consisting of Quadra entrance panel and People door entry monitors. The kit can be used to create systems to which a maximum of 4 residences are connected with 4 door entry monitors (1 main and 3 secondary). The kits can be expanded with additional external units.

Installation systems



Technical manual





**IN THE BOX (KIT CONTENTS)**

CODE	DESCRIPTION	QUADRA AND PEOPLE WITH HANDSET KIT	QUADRA AND PEOPLE HANDSFREE KIT	QUADRA AND PEOPLE HANDSFREE KIT WITH VIDEO MEMO	QUADRA AND PEOPLE HANDSFREE WI-FI KIT WITH VIDEO MEMO
		PL8461M	PL8461V	PL8431V	PL8451V
4893M	QUADRA VIDEO KIT EXTERNAL UNIT. SIMPLEBUS 2	1	1	1	1
1209	VIDEO KIT POWER SUPPLY UNIT SIMPLEBUS 2	1	1	1	1
PL6701	PEOPLE DOOR ENTRY MONITOR W/HANDSET 4.3". SIMPLEBUS 2	1			
PL6721	PEOPLE HANDSFREE DOOR ENTRY MONITOR 4.3. SIMPLEBUS 2		1		
PL6731	PEOPLE HANDSFREE DOOR ENTRY MONITOR 5. SIMPLEBUS 2			1	
PL6741	PEOPLE HANDSFREE DOOR ENTRY MONITOR WI-FI 5. SIMPLEBUS 2				1
1214/2C	DISTRIBUTION TERMINAL. SIMPLEBUS 2	1	1	1	1
1216	LINE CLOSURE TERMINAL, SIMPLEBUS 2	1	1	1	1


**ACCESSORIES**

QUADRA

- 

**4791A ADAPTER PLATE FOR CIAO-QUADRA**  
Plate used to install Ciao and Quadra external units on Comelit, Bticino and Urmet 1- and 2-module flush-mounted boxes. Dimensions: 137x236x2.5 mm.
- 

**4792 RAIN SHIELD FOR QUADRA ENTRANCE PANEL**  
Coated aluminium rain shield for Quadra entrance panel, grey colour. Dimensions: 99x210x41 mm.
- 

**4793MA ALUMINIUM FACEPLATE FOR QUADRA WITH BUTTONS**  
Aluminium colour faceplate for Quadra entrance panel with mechanical buttons.
- 


**4793MB BLACK FACEPLATE FOR QUADRA WITH BUTTONS**  
Black faceplate for Quadra entrance panel with mechanical buttons.
- 


**4793MC CORTEN FACEPLATE FOR QUADRA WITH BUTTONS**  
Corten colour faceplate for Quadra entrance panel with mechanical buttons.
- 


**1217A NAMEPLATE LABEL SHEETS FOR QUADRA WITH BUTTONS**  
The kit contains 10 sheets of adhesive labels for nameplates (7 for 1-button nameplates, 2 for 2-button nameplates, 1 for 4-button nameplates) for Quadra entrance panel with mechanical buttons.
- 


**1235A SOFTWARE FOR PRINTING NAMEPLATE LABELS**  
Dedicated software for the creation and printing of nameplate and information labels for Ikall, Vandalcom, Quadra and 316 Analog entrance panels. Requires use of adhesive labels art.1217, 1218, 1219 or art. 1220. You can download this software for free from the Comelit website.

PEOPLE

- 

**AC6711 ADAPTATION FRAME FOR DOOR ENTRY MONITOR**  
Adaptation frame for the People series door entry monitor, to be used when replacing a previous series of door entry monitors to finalise mounting. Dimensions (LxHxD): 230 x 220 x 3 mm.
- 

**AC6719 WALL MOUNT FOR DOOR ENTRY MONITOR WITH HANDSET**  
Wall mount for People door entry monitor with handset, allowing external routing of cables. Dimensions (LxHxD): 177.3 x 171.4 x 9.7 mm.
- 

**AC6720 WALL MOUNT FOR HANDS-FREE DOOR ENTRY MONITOR**  
Wall mount for People hands-free door entry monitor, allowing external routing of cables. Dimensions (LxHxD): 135.4 x 158 x 17.1 mm.
- 

**AC6732 DESK BASE FOR DOOR ENTRY MONITOR**  
Desk base installation accessory for People series door entry monitors. Dimensions (LxHxD): 135.65 x 110 x 122.5 mm.





UP TO  
4  
USERS

**QUADRA KIT WITH ICONA AND MAXI DOOR ENTRY MONITORS**

8461I 8461X



QUADRA



ICONA



MAXI

Simplebus 2 colour door entry monitor kit consisting of Quadra entrance panel and door entry monitors (Icona, Maxi). The kit can be used to create systems to which a maximum of 4 residences are connected with 4 door entry monitors (1 main and 3 secondary). The kits can be expanded with additional external units.

Installation systems



Technical manual



**IN THE BOX (KIT CONTENTS)**

CODE	DESCRIPTION	QUADRA KIT	
		QUADRA ICONA KIT	QUADRA MAXI KIT
		8461I	8461X
4893M	QUADRA VIDEO KIT EXTERNAL UNIT, SIMPLEBUS 2	1	1
1209	VIDEO KIT POWER SUPPLY UNIT, SIMPLEBUS 2	1	1
6601W	ICONA DOOR ENTRY MONITOR, SIMPLEBUS 2	1	
6117	FLUSH-MOUNTED BOX FOR ICONA DOOR ENTRY MONITOR	1	
6620	WALL MOUNT FOR ICONA DOOR ENTRY MONITOR	1	
6801W	7" MAXI DOOR ENTRY MONITOR, SIMPLEBUS 2		1
6817	FLUSH-MOUNTED BOX FOR MAXI DOOR ENTRY MONITOR		1
6820	WALL MOUNT FOR MAXI DOOR ENTRY MONITOR		1
1214/2C	DISTRIBUTION TERMINAL SIMPLEBUS 2	1	1
1216	LINE CLOSURE TERMINAL SIMPLEBUS 2	1	1

**ACCESSORIES**

QUADRA



**4791A ADAPTER PLATE FOR CIAO-QUADRA**  
Plate used to install Ciao and Quadra external units on Comelit, Bticino and Urmet 1- and 2-module flush-mounted boxes. Dimensions: 137x236x2.5 mm.



**4792 RAIN SHIELD FOR QUADRA ENTRANCE PANEL**  
Coated aluminium rain shield for Quadra entrance panel, grey colour. Dimensions: 99x210x41 mm.



**4793MA ALUMINIUM FACEPLATE FOR QUADRA WITH BUTTONS**  
Aluminium colour faceplate for Quadra entrance panel with mechanical buttons.

**4793MB BLACK FACEPLATE FOR QUADRA WITH BUTTONS**  
Black faceplate for Quadra entrance panel with mechanical buttons.

**4793MC CORTEN FACEPLATE FOR QUADRA WITH BUTTONS**  
Corten colour faceplate for Quadra entrance panel with mechanical buttons.



**1217A NAMEPLATE LABEL SHEETS FOR QUADRA WITH BUTTONS**  
The kit contains 10 sheets of adhesive labels for nameplates (7 for 1-button nameplates, 2 for 2-button nameplates, 1 for 4-button nameplates) for Quadra entrance panel with mechanical buttons.



**1235A SOFTWARE FOR PRINTING NAMEPLATE LABELS**  
Dedicated software for the creation and printing of nameplate and information labels for Ikall, Vandalcom, Quadra and 316 Analog entrance panels. Requires use of adhesive labels art.1217, 1218, 1219 or art. 1220. You can download this software for free from the Comelit website.

MAXI



**6817 FLUSH-MOUNTED BOX FOR MAXI DOOR ENTRY MONITOR**  
Flush-mounted box for Maxi door entry monitor in black ABS plastic. Dimensions (LxHxD): 212x115x50 mm.



**6820 WALL MOUNT FOR MAXI DOOR ENTRY MONITOR**  
Wall mount for Maxi door entry monitor made of UV-resistant ABS. Colour: RAL9003 white. Dimensions (LxHxD): 216.4x117.5x14 mm.



**6812 DESK BASE FOR MAXI DOOR ENTRY MONITOR**  
Desk base installation accessory for Maxi series door entry monitors. Dimensions: 105x75x110 mm.





UP TO  
4  
USERS

2-WIRE KIT - QUADRA KIT, ACCESSORIES AND ADDITIONAL CODES (CONTINUED)

ICONA



6117

**FLUSH-MOUNTED BOX FOR ICONA DOOR ENTRY MONITOR**

Can be used with tilt-adjustment accessory art. 6122. Dimensions: 132x132x50 mm.



6617

**FLUSH-MOUNTED BOX FOR ICONA DOOR ENTRY MONITOR ON PLASTERBOARD**

Flush-mounted box that enables Icona series door entry monitors to be installed on plasterboard and/or concrete walls. Dimensions: 129x129x50 mm.



6118

**PLASTERBOARD INSTALLATION KIT FOR ICONA DOOR ENTRY MONITOR**

Accessory allowing installation of door entry monitors on plasterboard walls, without the application of box art. 6117. Installation kit for plasterboard walls.



6620

**WALL MOUNT FOR ICONA DOOR ENTRY MONITOR**

Wall mount for Icona door entry monitor. Colour: White. Dimensions (LxHxD): 136.6x141.6x13.8 mm.



6612A

**DESK BASE FOR ICONA DOOR ENTRY MONITOR**

Desk base installation accessory for Icona door entry monitor. Dimensions: 105x70x110 mm.

**SYSTEM ACCESSORIES**



1209

**VIDEO KIT POWER SUPPLY UNIT SIMPLEBUS 2**

31 VDC power supply unit for 2-wire KITS for direct connection to the external unit and internal unit. Equipped with overload and short circuit protection. Input voltage 110-240 VAC. Dimensions: 106x89x62 mm (6 DIN modules).



1229A

**ADDITIONAL RINGTONE SIMPLEBUS 2**

Surface-mounted accessory for additional ringtone for direct connection to 2-wire bus. Allows ringtone selection and adjustment of ringtone volume with privacy function, equipped with dip switches for user code programming, door bell input terminals and call repeat. Fitted with distribution terminal art. 1214/2C. Dimensions: 125x95x24 mm.



1256

**DIGITAL ACTUATOR RELAY, SIMPLEBUS SYSTEM**

Intelligent device for controlling a 10A relay (on board) for general uses. Follow the instructions provided in the technical documentation for its use and programming. This device can be used in all Simplebus systems. Power supply: 12 VAC or 20 VDC. Dimensions: 66x85x35 mm (4 DIN modules). Supplied with terminal 1214/2C.



1404

**DIGITAL SWITCHING DEVICE, SIMPLEBUS 2**

Audio/video switching module for Simplebus 2 digital systems. To be used in systems with more than one entrance. Bus line power supply. Dimensions: 60x85x35 mm (4 DIN modules).



1405

**QUADRA DIGITAL SWITCHING DEVICE WITH 2 INPUTS, SIMPLEBUS 2**

Audio/video switching module for audio/video kit systems. For use only in systems with a maximum of 2 entrances with Quadra series external unit. Bus line power supply. Dimensions: 35x90x58 mm (2 DIN modules).



1409

**ACCESSORY FOR REMOTE COLOUR CAMERAS, SIMPLEBUS 2**

Remote camera module for Simplebus 2 digital systems. Allows management of up to 3 colour video cameras in cyclical sequence from door entry monitors using a dedicated button. 12 VAC or 20 VDC power supply. Dimensions: 60x85x35 mm (4 DIN modules).






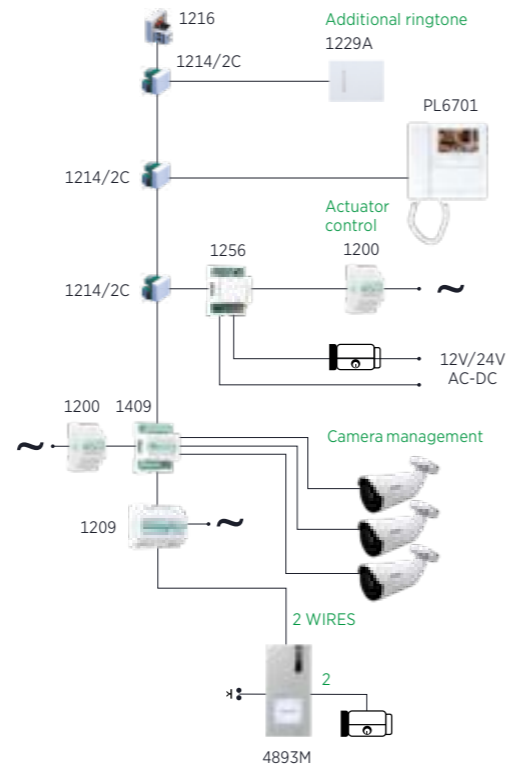
UP TO 4 USERS

2-WIRE KIT - QUADRA KIT, LAYOUTS (CONTINUED)

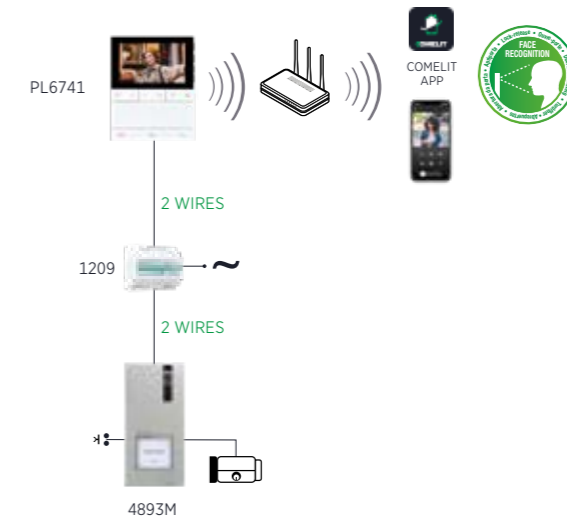
**BASIC LAYOUTS**



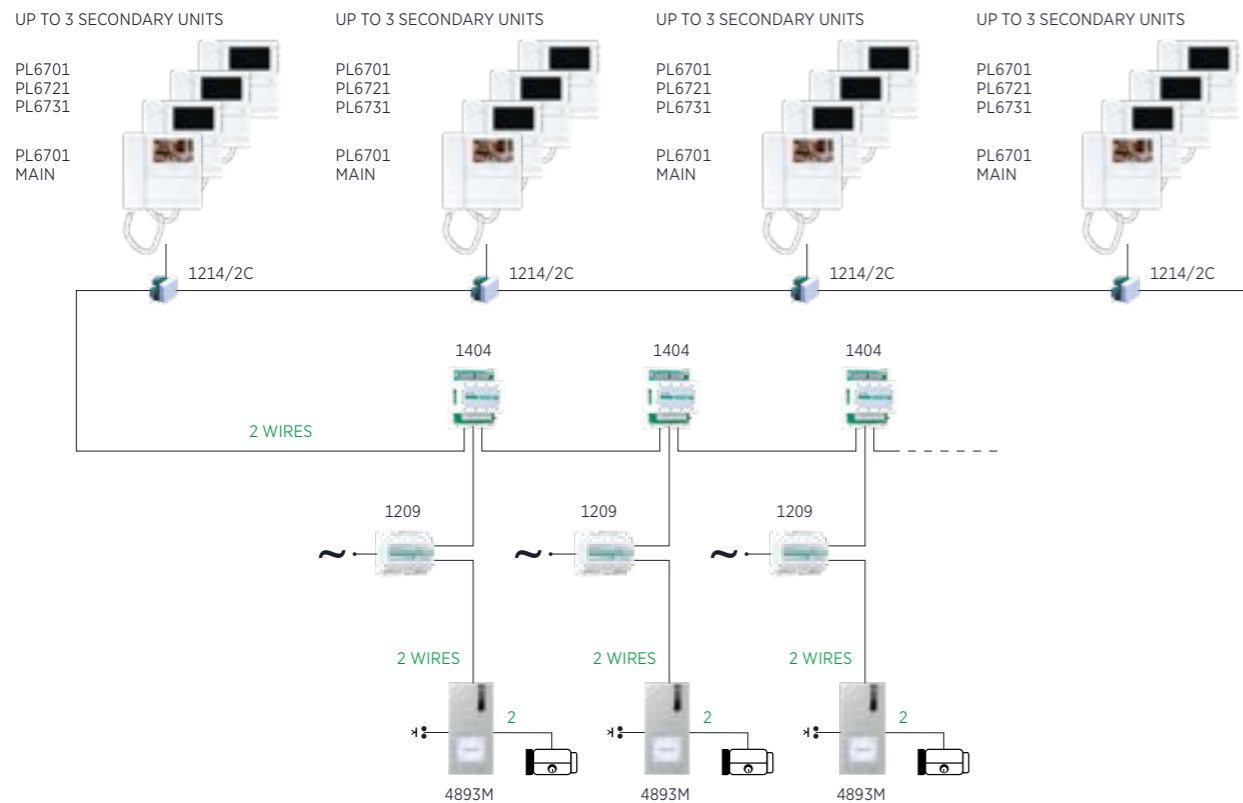
**ADDITIONAL FUNCTIONS LAYOUT**




**BASIC LAYOUT (ONLY FOR PEOPLE HANDSFREE WI-FI)**



**SYSTEM EXPANSION LAYOUT**



**MULTI-USER LAYOUT (ONLY FOR PEOPLE HANDSFREE WI-FI)**



**CIAO KIT**

KCA0061 KCA5061B KCA2061B KCA2071B



CIAO



MINI AUDIO



MINI AUDIO HANDSFREE

The Ciao KCA5061B kit for a traditional system uses 4+N conductors for connection between external unit and internal unit and can be expanded up to 4 users. The Ciao KCA2061B digital system kit uses 2 conductors for connection between external unit and internal unit and can be expanded up to 20 users by purchasing additional modules. The Ciao KCA0061 kit for 2-wire analogue system uses 2 conductors between external unit and internal unit.

Installation systems



Technical manual



**IN THE BOX (KIT CONTENTS)**

CODE	DESCRIPTION	CIAO MINI AUDIO KIT			
		CIAO MINI AUDIO 2-WIRE ANALOGUE KIT	CIAO KIT AND MINI HANDSFREE. SIMPLEBUS 2	CIAO MINI AUDIO KIT 4+N	CIAO MINI AUDIO KIT 2-WIRE DIGITAL
		KCA0061	KCA2071B	KCA5061B	KCA2061B
CA0061	1-BUTTON CIAO ENTRANCE PANEL. 2-WIRE ANALOGUE	1			
CA5100B	CIAO ENTRANCE PANEL W/1-2 BUTTONS 4+N			1	
CA2100B	1/2/4/8-BUTTON CIAO ENTRANCE PANEL, SIMPLEBUS 2		1		1
1209	2-WIRE VIDEO KIT POWER SUPPLY UNIT				1
1200	12 VAC TRANSFORMER INPUT 230 VAC	1		1	
2812W	2-BUTTON MINI DOOR-ENTRY PHONE. 2-WIRE ANALOGUE	1			
2702W	2-BUTTON MINI DOOR-ENTRY PHONE. TRADITIONAL			1	
2738W/A	2-BUTTON MINI DOOR-ENTRY PHONE, SIMPLEBUS 2				1
CA9213	1 LARGE BUTTON FOR CIAO ENTRANCE PANEL	1			1
CA9210	2 DOUBLE-HEIGHT BUTTONS FOR CIAO ENTRANCE PANEL				1
CA9214	BUTTON FOR ENTRANCE PANEL ART. CA5100B			1	
6751W	MINI HANDSFREE DOOR-ENTRY PHONE. SIMPLEBUS 2 (1210A)		1		

**ACCESSORIES**



CA0061

**SURFACE-MOUNTED CIAO ENTRANCE PANEL 1 BUTTON. 2-WIRE ANALOGUE**  
Ciao series outdoor audio entrance panel for 2-wire analogue systems and designed for 1-call systems. Front panel in technopolymer, resistant to atmospheric agents (IP54 protection rating and paint with anti-UV treatment) and acts of vandalism (IK08 protection rating). Supplied with a surface mounting bracket.



CA5100B

**SURFACE-MOUNTED CIAO ENTRANCE PANEL 1/2/4 BUTTONS. 4+N**  
Ciao Series modular entrance panel with synthetic polymer front cover offering resistance to atmospheric agents (protection rating IP54 and coating with anti-UV treatment) and acts of vandalism (protection rating IK08); blue LED nameplate backlighting. Complete with call button art. CA9214. Supplied with a surface mounting bracket. Traditional 5-wire system.



UP TO 4 USERS



CA2100B

**SURFACE-MOUNTED CIAO ENTRANCE PANEL 1/2/4/8 BUTTONS, SIMPLEBUS 2**  
Ciao series outdoor audio entrance panel for Simplebus 2 system and designed for 1- to 8-call systems. Front panel in technopolymer, resistant to atmospheric agents (IP54 protection rating and paint with anti-UV treatment) and acts of vandalism (IK08 protection rating). Smart button programming function. Supplied with a surface mounting bracket. Buttons for configuration in 1, 2, 4 or 8 calls available to purchase separately.



CA2200A

**SURFACE-MOUNTED CIAO MODULE 2/4/8/16-BUTTONS, SIMPLEBUS 2**  
Ciao series button module with die-cast aluminium front cover and white LED nameplate backlighting. To be finished with 2/4/8/16 call buttons (art. CA9210, CA9211, CA9212 and 2 x CA9212 respectively), available to purchase separately. Supplied with a surface mounting bracket. Can be installed alongside (horizontally or vertically) up to 4 button modules. Digital 2-wire Simplebus 2 system.



4791A

**ADAPTER PLATE FOR CIAO-QUADRA**  
Plate used to install Ciao and Quadra external units on Comelit, Bticino and Urmet 1- and 2-module flush-mounted boxes. Dimensions: 137x236x2.5 mm.



CA9190

**RAIN SHIELD FOR CIAO ENTRANCE PANEL**  
Aluminium rain shield for Ciao entrance panel.



CA9213

**1 LARGE BUTTON FOR CIAO ENTRANCE PANEL**  
Large button for use with the Ciao series entrance panel.



CA9210

**2 DOUBLE-HEIGHT BUTTONS FOR CIAO ENTRANCE PANEL**  
Double-height buttons for use with the Ciao series entrance panel. Pack of 2 units.



CA9211

**4 SINGLE BUTTONS FOR CIAO ENTRANCE PANEL**  
Single button for use with the Ciao series entrance panel. Pack of 4 units.



CA9212

**4 DOUBLE BUTTONS FOR CIAO ENTRANCE PANEL**  
Double button for use with the Ciao series entrance panel. Pack of 4 units.




CA9214

**BUTTON FOR ENTRANCE PANEL ART. CA5100B**  
Rocker switch for use as a spare for Ciao series entrance panel art. CA5100B.


**Art. KCA0061**



**Art. KCA5061B**



**Art. KCA2061B**





UP TO  
2  
USERS



VIP KIT				
	1-WAY KIT WITH ULTRA, 7TOP, 1440A, VIP	1-WAY KIT WITH ULTRA, 7TOP, GW SLAVE, APP, VIP	QUADRA AND 7TOP KIT VIP	MONO VISTO AND 7TOP KIT, VIP
<b>KIT CODE</b>	KVU8571	KVU8572	KVQ8570	KVV8501
<b>FURTHER INFORMATION</b>	Page 40	Page 40	Page 40	Page 40
<b>OUTDOOR ENTRANCE PANEL</b>				
<b>FURTHER INFORMATION</b>	ULTRA Page 94	ULTRA Page 94	QUADRA VIP - (4899M) Page 134	VISTO VIP - (VS8101A) Page 132
<b>ANSWERING MODES</b>				
<b>REMOTE ANSWERING (SMARTPHONE/TABLET)</b>	Yes	Yes	Yes	Yes
<b>ANSWERING FROM PC/MAC</b>	-	-	-	-
<b>ANSWERING FROM INTERNAL UNIT</b>				
<b>DOOR ENTRY MONITOR</b>	7TOP - (TP6842) LCD 7" / 16:9	7TOP - (TP6842) LCD 7" / 16:9	7TOP - (TP6842) LCD 7" / 16:9	7TOP - (TP6842) LCD 7" / 16:9
<b>FURTHER INFORMATION</b>	Page 80	Page 80	Page 80	Page 80
<b>GENERAL NOTES</b>				
<b>EXPANDABILITY</b>	The kits can manage up to 15 door entry monitors or PCs per residence and a maximum of 20 devices, including Smartphones and Tablets.	The kits can manage up to 15 door entry monitors or PCs per residence and a maximum of 20 devices, including Smartphones and Tablets.	The kits can manage up to 15 door entry monitors or PCs per residence and a maximum of 20 devices, including Smartphones and Tablets.	The kits can manage up to 15 door entry monitors or PCs per residence and a maximum of 20 devices, including Smartphones and Tablets.
<b>READY FOR USE</b>	Yes, pre-programmed	Yes, pre-programmed	Yes, pre-programmed	Yes, pre-programmed





UP TO  
2  
USERS

**VIP VIDEO KIT**

KVQ8570 KVU8571 KVU8572



ULTRA    QUADRA VIP    7TOP

The kit includes: 1 art. 4899M - Quadra external unit with buttons, 1 art. TP6842 - 7TOP 7" handsfree door entry monitor, Wi-Fi for VIP system, 1 art. 1488 - power injector for kit, 1 art. 1441B - 30W power supply unit. The kit is pre-programmed and ready to use, and can be expanded with other products in the ViP catalogue. When used in conjunction with the Comelit app (available to download free of charge from the Google and Apple stores), it can be used to answer calls directly from your smartphone/tablet, both locally and remotely.

Installation systems



Technical manual



**ACCESSORIES**

7TOP



AC6812

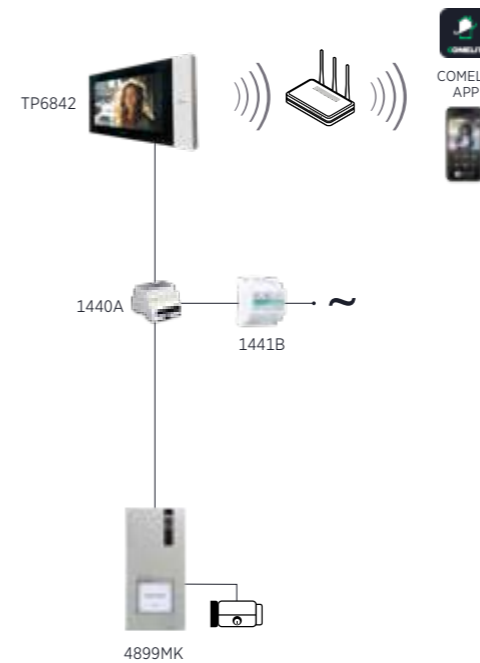
**METAL DESK BASE 7TOP DOOR ENTRY MONITOR, VIP**

Metal desk base with matt black surface finish, with central hole for tidy cable routing and Comelit logo. Made from a single curved sheet of metal, it minimises the number of components and eliminates the need for ballasts. Designed to combine functionality and aesthetics, it gives balance and stability to the 7TOP door entry monitor, with a simple yet very elegant design.

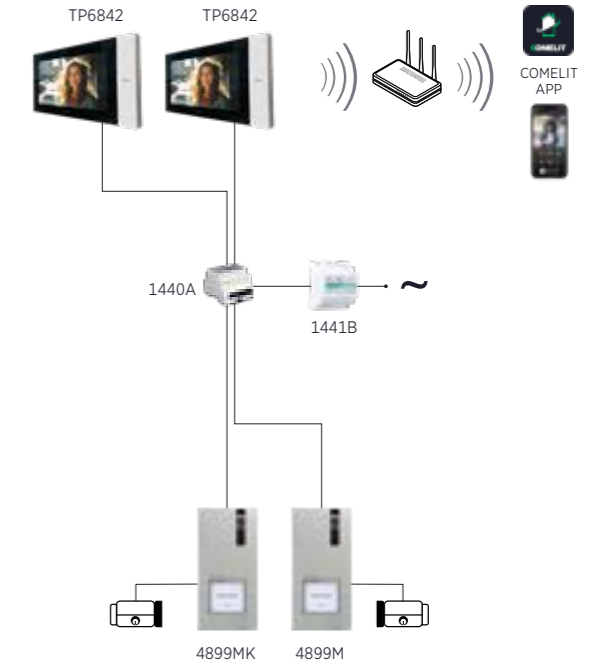
**IN THE BOX (KIT CONTENTS)**

CODE	DESCRIPTION	QUADRA AND 7TOP KIT VIP KVQ8570	1-WAY KIT WITH ULTRA, 7TOP, 1440A, VIP KVU8571	1-WAY KIT WITH ULTRA, 7TOP, GW SLAVE, APP, VIP KVU8572
4899M	QUADRA EXTERNAL UNIT WITH BUTTONS. VIP	1		
TP6842	7TOP 7" HANDSFREE DOOR ENTRY MONITOR, WI-FI, VIP	1	1	1
1488	POWER INJECTOR FOR VIP KIT	1		
1441B	30W POWER SUPPLY UNIT. VIP	1	1	1
UT8020	ULTRA IP (VIP) AUDIO/VIDEO MODULE		1	1
UT9171	SURFACE-MOUNTED HOUSING, 1 MODULE, ULTRA		1	1
UT9211	SINGLE ULTRA BUTTON		1	
1440A	IP (VIP) FLOOR DISTRIBUTOR		1	
UT9212 - 2M1800638	DOUBLE ULTRA BUTTON			1
1456S	APARTMENT GATEWAY SLAVE. VIP			1

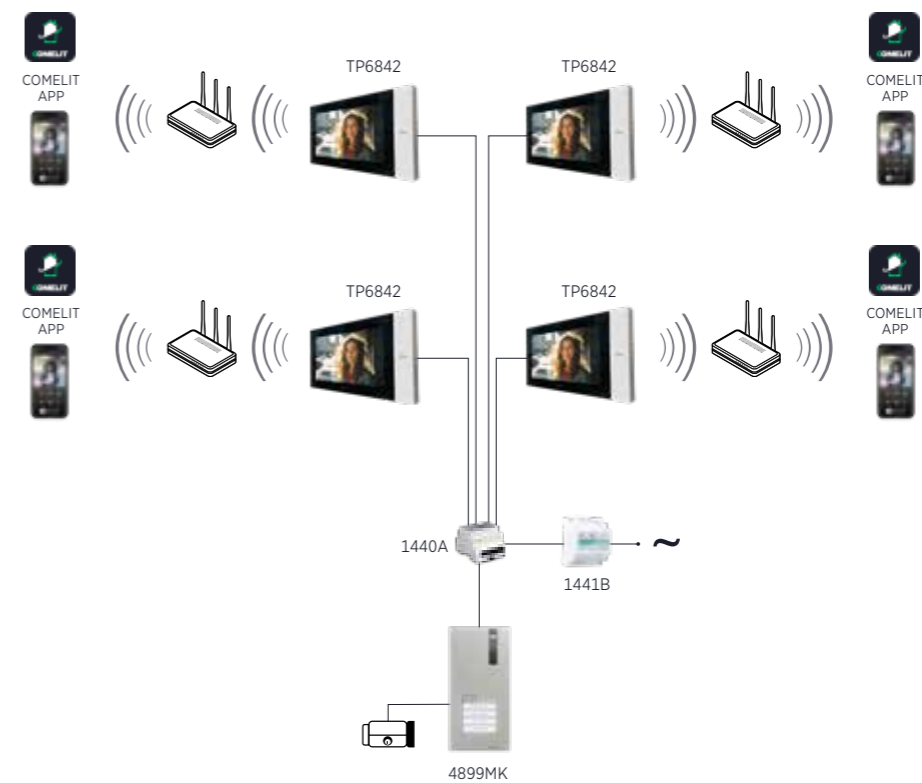
**BASIC LAYOUTS**



**LAYOUT UP TO 2 INTERNAL UNITS + 2 EXTERNAL UNITS**



**MAXIMUM SYSTEM EXPANDABILITY LAYOUT (4 UNITS)**





**VISTO KIT**

**KVV8501**



VISTO



7TOP

The kit includes: 1 art. VS8101A - Visto Ethernet external unit for ViP system, 1 art. TP6842 - 7TOP 7" handsfree door entry monitor, Wi-Fi for ViP system, 1 art. 1488 - power injector for kit, 1 art. 1441B - 30W power supply unit. The kit is pre-programmed and ready to use, and can be expanded with other products in the ViP catalogue. When used in conjunction with the Comelit app (available to download free of charge from the Google and Apple stores), it can be used to answer calls directly from your smartphone/tablet, both locally and remotely.

Installation systems



Technical manual



**IN THE BOX (KIT CONTENTS)**

**MONO VISTO AND 7TOP KIT, VIP**

CODE	DESCRIPTION	KVV8501
<b>VS8101A</b>	VISTO WI-FI EXTERNAL UNIT. VIP	1
<b>1488</b>	120-230 VAC / 33 VDC POWER SUPPLY UNIT	1
<b>TP6842</b>	7TOP 7" HANDSFREE DOOR ENTRY MONITOR, WI-FI, VIP	1
<b>1441B</b>	30W POWER SUPPLY UNIT. VIP	1



**COMELIT APP**

The Comelit App is free to download and lets you answer video door entry calls, as well as communicate with other monitors or devices where the app is installed. It also allows you to manage any indoor or outdoor cameras installed in your home, actuators and recorded video clips.



**ACCESSORIES**



**COMELIT APP**

**COMELIT APP**



**3522**

**ADAPTER FOR VISTO WI-FI KIT**

Voltage adapter for smart Visto doorbell. Input voltage 12-20 VCA, output for Smart Visto doorbell power supply. Existing ringtones can be controlled. Plastic casing, colour dark graphite RAL9011. Dimensions: 60x40x14 mm.



**3527B**

**DARK GRAPHITE COVER FOR VISTO EXTERNAL UNIT**

Spare front panel for smart Visto doorbell, plastic, colour dark graphite RAL9011.



**3527S**

**SILVER MIST COVER FOR VISTO EXTERNAL UNIT**

Spare front panel for smart Visto doorbell, plastic, colour silver mist RAL9006.



**3528**

**ADAPTER PLATE FOR VISTO KIT**

Plate for installation of the Visto smart doorbell in existing type 503 flush-mounted boxes (horizontal and vertical) with spacing of 83.5 mm, square boxes with spacing of 62 mm, box type 502/German/round with spacing of 60 mm. Made of PMMA, colour: white.



**3525**

**LEFT/RIGHT ADJUSTABLE BRACKET FOR VISTO**

Left/right adjustable bracket for smart Visto doorbell, 20° horizontal tilt angle, plastic, colour silver mist RAL9006.



**3526**

**UP/DOWN ADJUSTABLE BRACKET FOR VISTO**

Up/down adjustable bracket for smart Visto doorbell, 10° vertical tilt angle, plastic, colour silver mist RAL9006.



**3531**

**POWER SUPPLY UNIT FOR VISTO CAMERA**

Power supply unit for VISTOCAM camera, input voltage 110-240 VAC, output voltage 12 VCC.


**Art. KVV8501**








**SYSTEM COMPARISON**





<b>SINGLE RISER APARTMENT BLOCK</b>			
<b>MEDIUM RESIDENTIAL COMMERCIAL/OFFICE COMPLEX</b>			
<b>LARGE RESIDENTIAL COMMERCIAL/OFFICE COMPLEX</b>			
<b>SYSTEM POWER SUPPLY UNIT</b>	<b>ART. 1210A</b>	<b>ART. 4888C</b>	<b>-</b>
<b>Wiring</b>	2 wires	2 wires	Cat. 5 or higher
<b>Number of users</b>	100	120,000	no limit
<b>Main/secondary doors</b>	no limit	no limit	no limit
<b>Maximum distance between external and internal unit</b>	260 metres	1,200 metres	no limit
<b>Switchboard</b>	No	Yes (1)	Yes (no limit)
<b>Use of existing cable</b>	Yes (2-wire only)	Yes (2-wire only)	Cat. 5 or higher
<b>Combined audio/video</b>	Yes	Yes	Yes
<b>Conversation privacy</b>	Yes	Yes	Yes
<b>Intercom function as standard</b>	Yes	Yes	Yes
<b>Integration with access control</b>	Yes	Yes	Yes
<b>CCTV integration</b>	Yes	Yes	Yes
<b>Integration with home automation</b>	Yes	Yes	Yes
<b>Integration with intruder alarm</b>	Yes	Yes	Yes
<b>Integration with SIP devices</b>	No	No	Yes
<b>Remote connection and updating</b>	Yes (Art. PL6741)	Yes (Art. PL6741)	Yes
<b>Local and remote answering of video entry call via APP</b>	Yes	Yes	Yes
<b>Local and remote answering of video entry call from PC</b>	No	No	Yes
<b>Recording of video entry calls</b>	No	No	Yes (art. 1459)
<b>System management from PC (PC Intercom)</b>	No	No	Yes



**INTERNAL UNITS - 2-WIRE RANGE**









				
	<b>ICONA</b>	<b>MAXI</b>	<b>MINI AUDIO WITH HANDSET</b>	<b>MINI AUDIO HANDSFREE</b>
<b>PRODUCT CODE</b>	6601W	6801W	2708W/A - 2738W/A - 2719W	6750W - 6751W
<b>FURTHER INFORMATION</b>	Page 76	Page 82	Pages 84	Page 88
<b>DISPLAY</b>	LCD 4.3" / 16:9	LCD 7" / 16:9	-	-
<b>TYPE</b>	Hands-free	Hands-free	Handset	Hands-free
<b>VIDEO MEMO</b>	-	-	-	-
<b>USER MENU ADJUSTMENT ON DISPLAY</b>	-	-	-	-
<b>TYPE OF BUTTONS</b>	Capacitive	Capacitive	Mechanical	Capacitive
<b>SWITCHBOARD CALL</b>	Yes	Yes	Programmable	Yes
<b>ACTUATOR CONTROL</b>	Yes	Yes	Yes	Yes
<b>SELF-IGNITION CONTROL</b>	Yes	Yes	-	-
<b>INTERCOM</b>	Programmable	Programmable	Programmable (2719W)	Programmable
<b>SILENT MODE</b>	Yes	Yes	Yes	Yes
<b>DOORBELL</b>	Yes	Yes	Yes	Yes
<b>1214/2C DISTRIBUTION TERMINAL</b>	Yes	Yes	Yes (2738W/A - 2719W)	Yes (6750W)

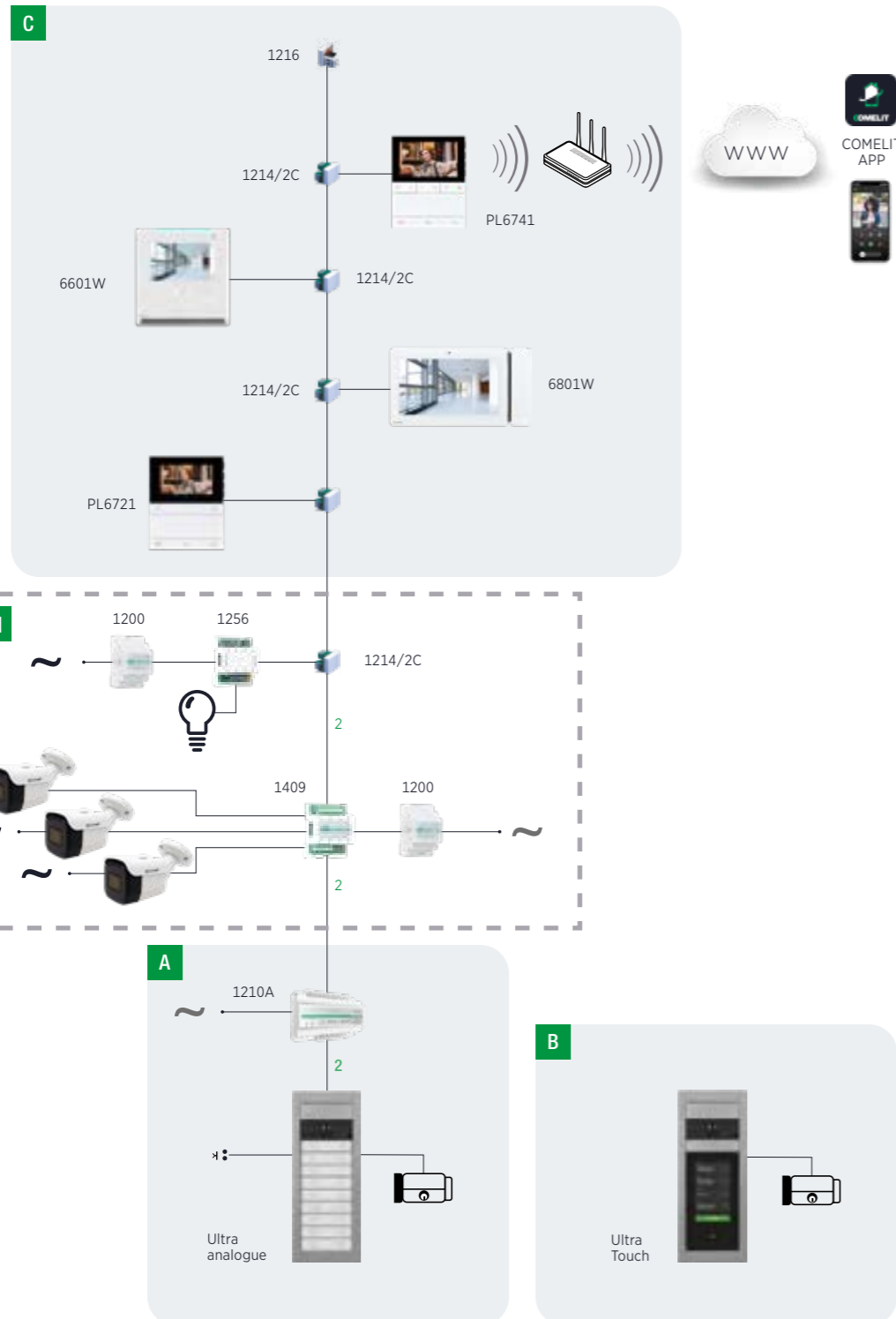
**INTERNAL UNITS - 2-WIRE RANGE**

				
	<b>PEOPLE WITH HANDSET</b>	<b>PEOPLE HANDSFREE</b>	<b>PEOPLE HANDSFREE WITH VIDEO MEMO</b>	<b>PEOPLE HANDSFREE WI-FI WITH VIDEO MEMO</b>
<b>PRODUCT CODE</b>	PL6701	PL6721	PL6731	PL6741
<b>FURTHER INFORMATION</b>	Page 72	Page 72	Page 72	Page 72
<b>DISPLAY</b>	LCD 4.3" / 16:9	LCD 4.3" / 16:9	LCD 5" / 16:9	LCD 5" / 16:9
<b>TYPE</b>	Handset	Hands-free	Hands-free	Hands-free
<b>VIDEO MEMO</b>	-	-	Yes	Yes
<b>NFC TECHNOLOGY</b>	Yes	Yes	Yes	Yes
<b>USER MENU ADJUSTMENT ON DISPLAY</b>	Yes	Yes	Yes	Yes
<b>TYPE OF BUTTONS</b>	Mechanical	Mechanical	Mechanical	Mechanical
<b>SWITCHBOARD CALL</b>	Yes	Yes	Programmable	Yes
<b>ACTUATOR CONTROL</b>	Yes	Yes	Yes	Yes
<b>SELF-IGNITION CONTROL</b>	Yes	Yes	Yes	Yes
<b>INTERCOM</b>	Programmable	Programmable	Programmable	Yes
<b>SILENT MODE</b>	Yes	Yes	Yes	Yes
<b>DOORBELL</b>	Yes, also programmable for other functions	Yes, also programmable for other functions	Yes, also programmable for other functions	Yes, also programmable for other functions
<b>1214/2C DISTRIBUTION TERMINAL</b>	Included	Included	Included	Included

**ALL BUTTONS ARE PROGRAMMABLE**

**EXTERNAL UNITS - 2-WIRE RANGE**

								
	<b>ULTRA</b>	<b>STEELSWITCH</b>	<b>STEELTOUCH</b>	<b>3ONE6</b>	<b>VANDALCOM</b>	<b>ROMA</b>	<b>QUADRA</b>	<b>CIAO</b>
<b>FURTHER INFORMATION</b>	Page 94	Page 116	Page 110	Page 114	Page 124	Page 128	Page 134	Page 136
<b>TYPE</b>	Modular	Single unit	Single unit	Single unit	Modular	Single unit	Single unit	Modular
<b>TYPE OF FINISH</b>	ABS, Plastic, Aluminium alloy	Stainless steel 2.5 mm thick	AISI 316 stainless steel 3 mm thick	AISI 316 stainless steel 3 mm thick	Stainless steel 2.5 mm thick	Brass, 3 mm thick	Die-cast aluminium	Technopolymers
<b>IK VANDAL RESISTANCE RATING</b>	IK08	IK08	IK08	IK08	IK10	-	IK08	IK08
<b>WEATHER RESISTANCE</b>	IP65	IP54	IP54	IP54	IP54	IP54	IP54	IP54
<b>DISPLAY SIZE (INCHES)</b>	5" (Touch), 3.5" (Directory)	-	8", 5"	3" (Sense)	-	-	-	-
<b>INSTALLATION</b>	Flush-mounted / Surface-mounted	Flush-mounted / Surface-mounted	Flush-mounted / Surface-mounted	Flush-mounted / Surface-mounted	Flush-mounted / Surface-mounted	Flush-mounted	Surface-mounted	Surface-mounted
<b>CALL BUTTONS</b>	-	1 to 26	-	-	-	1 to 48	1 to 4	1 to 72
<b>VERSIONS</b>	Analogue Digital	Analogue	Analogue Digital	Analogue Digital	Analogue Digital	Analogue	Analogue	Analogue



**A ANALOGUE AUDIO/VIDEO ENTRANCE PANEL**

**ULTRA ANALOGUE AUDIO/VIDEO ENTRANCE PANEL**

Users	FLUSH-MOUNTED INSTALLATION										SURFACE-MOUNTED INSTALLATION											
	UT2020	1210A	3110/1A	3110/2A	3110/3A	3110/4A	UT9161	UT9162	UT9163	UT9164	UT9171	UT9172	UT9173	UT9174	UT9176	UT9178	UT9200	UT9211	UT9212	UT9221	UT9240	
1	1	1	1				1											1				
2	1	1	1				1			1									1			
3	1	1	1	1				1				1					1	3		2		
4	1	1	1	1				1				1					1	4		1		
5	1	1	1	1				1				1					1	5				
6	1	1	1	1				1				1					1		3	2		
7-8	1	1	1	1				1				1					1	4	1			
9-10	1	1	1	1				1				1					1	5				
11-12	1	1	1	1				1				1					2	6	3			
13-14	1	1	1	1				1				1					2	7	2			
15-16	1	1	1	1				1				1					2	8	1			
17-18	1	1	1	1				1				1					2	9				
19-20	1	1	1	1				1				1					3	10	3			
21-22	1	1	1	1				1				1					3	11	2			
23-24	1	1	1	1				1				1					3	12	1			
25-26	1	1	1	1				1				1					3	13				
27-28	1	1	1	2				2				1					4	14	3	1		
29-30	1	1	1	2				2				1					4	15	2	1		
31-32	1	1	1	2				2				1					4	16	1	1		
33-34	1	1	1	2				2				1					4	17		1		
35-36	1	1	1	2				2				1					5	18	3			
37-38	1	1	1	2				2				1					5	19	2			
39-40	1	1	1	2				2				1					5	20	1			
41-42	1	1	1	2				2				1					5	21				
43-44	1	1	1	2				2				1					6	22	3	1		
45-46	1	1	1	2				2				1					6	23	2	1		
47-48	1	1	1	2				2				1					6	24	1	1		
49-50	1	1	1	2				2				1					6	25		1		

**C DOOR ENTRY MONITORS**

**DOOR ENTRY MONITORS**

PL6701 PL6721 PL6731 PL6741	6601W	6801W
1	1	1
2	2	2
3	3	3
4	4	4
5	5	5
6	6	6
7-8	7-8	7-8
9-10	9-10	9-10
11-12	11-12	11-12
13-14	13-14	13-14
15-16	15-16	15-16
17-18	17-18	17-18
19-20	19-20	19-20
21-22	21-22	21-22
23-24	23-24	23-24
25-26	25-26	25-26
27-28	27-28	27-28
29-30	29-30	29-30
31-32	31-32	31-32
33-34	33-34	33-34
35-36	35-36	35-36
37-38	37-38	37-38
39-40	39-40	39-40
41-42	41-42	41-42
43-44	43-44	43-44
45-46	45-46	45-46
47-48	47-48	47-48
49-50	49-50	49-50

**B AUDIO/VIDEO TOUCH ENTRANCE PANEL**

**AUDIO/VIDEO TOUCH ENTRANCE PANEL**

Users	FLUSH-MOUNTED INSTALLATION				SURFACE-MOUNTED INSTALLATION				
	UT2020	UT9270	3110/3A	UT9163	UT2020	UT9270	UT9173	1210A	1595
1-100	1	1	1	1	1	1	1	1	1*

**C DOOR ENTRY MONITORS**

**DOOR ENTRY MONITORS**

PL6701 PL6721 PL6731	PL6741	6601W	6801W
1-100	1-50	1-100	1-100

\*Only required for 80+ users.

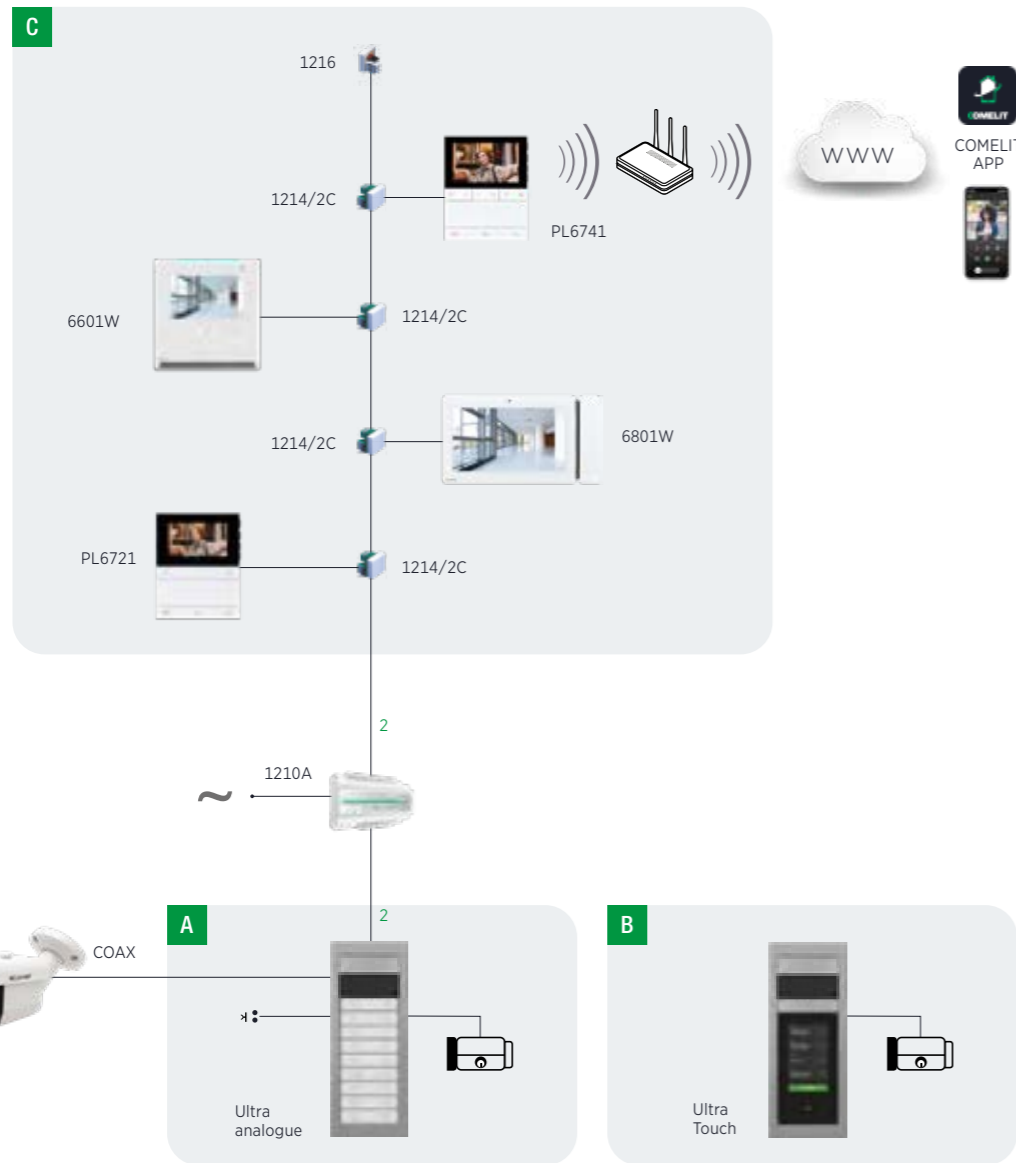
**NOTES**

The flush-mounted or surface-mounted box is required for installation of the 6601W and 6801W door entry monitors.

REMOTE CAMERAS (3 max.)  
Add:  
1x art.1409 remote camera module  
1x art.1200 transformer

ACTUATOR RELAY  
Add:  
1x art.1256 actuator relay module  
1x art.1200 transformer





**A ANALOGUE AUDIO ENTRANCE PANEL**

**ANALOGUE AUDIO/VIDEO ENTRANCE PANEL**

Users	FLUSH-MOUNTED INSTALLATION				SURFACE-MOUNTED INSTALLATION																	
	3110/1A	3110/2A	3110/3A	3110/4A	UT9161	UT9162	UT9163	UT9164	UT9171	UT9172	UT9173	UT9174	UT9176	UT9178	UT2010VC	1210A	UT9200	UT9211	UT9212	UT9221	UT9240	
1	1				1				1						1	1			1			
2	1				1				1						1	1			1			
3		1				1			1						1	1	1	3		2		
4		1				1			1						1	1	1	4		1		
5		1				1			1						1	1	1	5				
6		1				1			1						1	1	1		3	2		
7-8		1				1			1						1	1	1		4	1		
9-10		1				1			1						1	1	1		5			
11-12			1				1			1					1	1	2		6	3		
13-14			1				1			1					1	1	2		7	2		
15-16			1				1			1					1	1	2		8	1		
17-18			1				1			1					1	1	2		9			
19-20				1				1			1				1	1	3		10	3		
21-22				1			1				1				1	1	3		11	2		
23-24				1			1				1				1	1	3		12	1		
25-26				1				1			1				1	1	3		13			
27-28			2				2					1			1	1	4		14	3	1	
29-30			2				2					1			1	1	4		15	2	1	
31-32			2				2					1			1	1	4		16	1	1	
33-34			2				2					1			1	1	4		17		1	
35-36			2				2					1			1	1	5		18	3		
37-38			2				2					1			1	1	5		19	2		
39-40			2				2					1			1	1	5		20	1		
41-42			2				2					1			1	1	5		21			
43-44				2				2					1		1	1	6		22	3	1	
45-46				2				2					1		1	1	6		23	2	1	
47-48				2				2					1		1	1	6		24	1	1	
49-50				2				2					1		1	1	6		25		1	

**C DOOR ENTRY MONITORS**

**DOOR ENTRY MONITORS**

PL6701 PL6721 PL6731 PL6741	6601W	6801W
1	1	1
2	2	2
3	3	3
4	4	4
5	5	5
6	6	6
7-8	7-8	7-8
9-10	9-10	9-10
11-12	11-12	11-12
13-14	13-14	13-14
15-16	15-16	15-16
17-18	17-18	17-18
19-20	19-20	19-20
21-22	21-22	21-22
23-24	23-24	23-24
25-26	25-26	25-26
27-28	27-28	27-28
29-30	29-30	29-30
31-32	31-32	31-32
33-34	33-34	33-34
35-36	35-36	35-36
37-38	37-38	37-38
39-40	39-40	39-40
41-42	41-42	41-42
43-44	43-44	43-44
45-46	45-46	45-46
47-48	47-48	47-48
49-50	49-50	49-50

**B AUDIO TOUCH ENTRANCE PANEL**

**AUDIO/VIDEO TOUCH ENTRANCE PANEL**

Users	FLUSH-MOUNTED INSTALLATION		SURFACE-MOUNTED INSTALLATION				
	3110/3A	UT9163	UT9173	UT2010VC	1210A	UT9270	1595
1-100	1	1	1	1	1	1	1*

**C DOOR ENTRY MONITORS**

**DOOR ENTRY MONITORS**

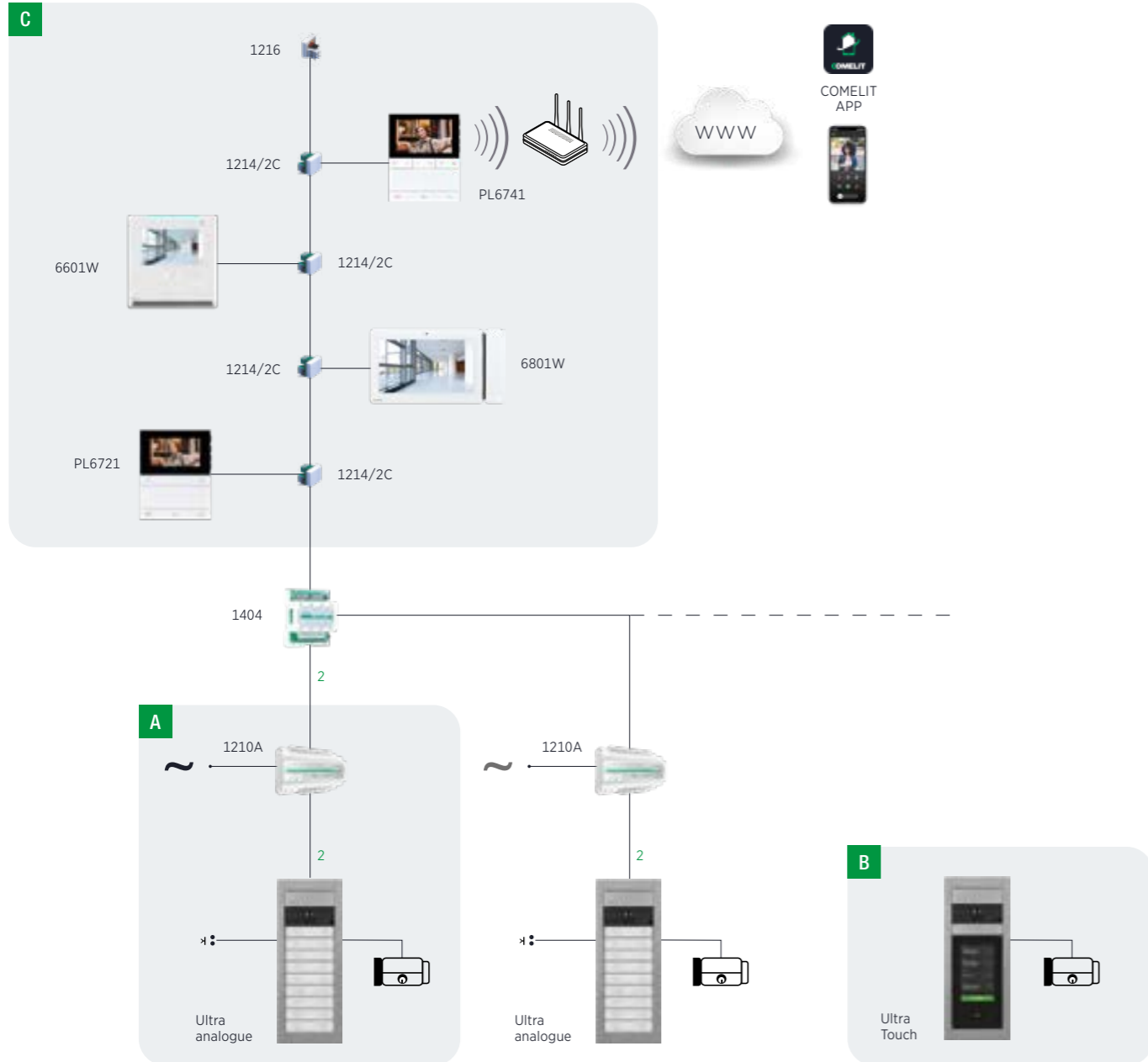
PL6701 PL6721 PL6731	PL6741	6601W	6801W
1-100	1-50	1-100	1-100

\*Only required for 80+ users.

**NOTES**

The flush-mounted or surface-mounted box is required for installation of the 6601W and 6801W door entry monitors.

The choice of analogue camera is up to the user.



**A ANALOGUE AUDIO/VIDEO ENTRANCE PANEL**

For each additional entrance panel, 1 art. 1404 switching unit must be provided (see layout).

**ANALOGUE AUDIO/VIDEO ENTRANCE PANEL**

Users	FLUSH-MOUNTED INSTALLATION								SURFACE-MOUNTED INSTALLATION													
	UT2020	1210A	3110/1A	3110/2A	3110/3A	3110/4A	UT9161	UT9162	UT9163	UT9164	UT9171	UT9172	UT9173	UT9174	UT9176	UT9178	UT9200	UT9211	UT9212	UT9221	UT9240	
1	1	1	1				1			1								1				
2	1	1	1				1			1									1			
3	1	1	1	1				1			1						1	3		2		
4	1	1	1	1				1			1						1	4		1		
5	1	1	1	1				1			1						1	5				
6	1	1	1	1				1			1						1	3	2			
7-8	1	1	1	1				1			1						1	4	1			
9-10	1	1	1	1				1			1						1	5				
11-12	1	1	1	1	1			1				1					2	6	3			
13-14	1	1	1	1	1			1				1					2	7	2			
15-16	1	1	1	1	1			1				1					2	8	1			
17-18	1	1	1	1	1			1				1					2	9				
19-20	1	1	1	1	1			1					1				3	10	3			
21-22	1	1	1	1	1			1					1				3	11	2			
23-24	1	1	1	1	1			1					1				3	12	1			
25-26	1	1	1	1	1			1					1				3	13				
27-28	1	1	1	2	2			2					1				4	14	3	1		
29-30	1	1	1	2	2			2					1				4	15	2	1		
31-32	1	1	1	2	2			2					1				4	16	1	1		
33-34	1	1	1	2	2			2					1				4	17		1		
35-36	1	1	1	2	2			2					1				5	18	3			
37-38	1	1	1	2	2			2					1				5	19	2			
39-40	1	1	1	2	2			2					1				5	20	1			
41-42	1	1	1	2	2			2					1				5	21				
43-44	1	1	1	2	2			2					1				6	22	3	1		
45-46	1	1	1	2	2			2					1				6	23	2	1		
47-48	1	1	1	2	2			2					1				6	24	1	1		
49-50	1	1	1	2	2			2					1				6	25				

**C DOOR ENTRY MONITORS**

**DOOR ENTRY MONITORS**

PL6701 PL6721 PL6731 PL6741	6601W	6801W
1	1	1
2	2	2
3	3	3
4	4	4
5	5	5
6	6	6
7-8	7-8	7-8
9-10	9-10	9-10
11-12	11-12	11-12
13-14	13-14	13-14
15-16	15-16	15-16
17-18	17-18	17-18
19-20	19-20	19-20
21-22	21-22	21-22
23-24	23-24	23-24
25-26	25-26	25-26
27-28	27-28	27-28
29-30	29-30	29-30
31-32	31-32	31-32
33-34	33-34	33-34
35-36	35-36	35-36
37-38	37-38	37-38
39-40	39-40	39-40
41-42	41-42	41-42
43-44	43-44	43-44
45-46	45-46	45-46
47-48	47-48	47-48
49-50	49-50	49-50

**B AUDIO/VIDEO TOUCH ENTRANCE PANEL**

For each additional entrance panel, 1 art.1404 switching unit must be provided.

**AUDIO/VIDEO TOUCH ENTRANCE PANEL**

Users	FLUSH-MOUNTED INSTALLATION				SURFACE-MOUNTED INSTALLATION				
	UT2020	UT9270	3110/3A	UT9163	UT2020	UT9270	UT9173	1210A	1595
1-100	1	1	1	1	1	1	1	1	1*

\*Only required for 80+ users.

**C DOOR ENTRY MONITORS**

**DOOR ENTRY MONITORS**

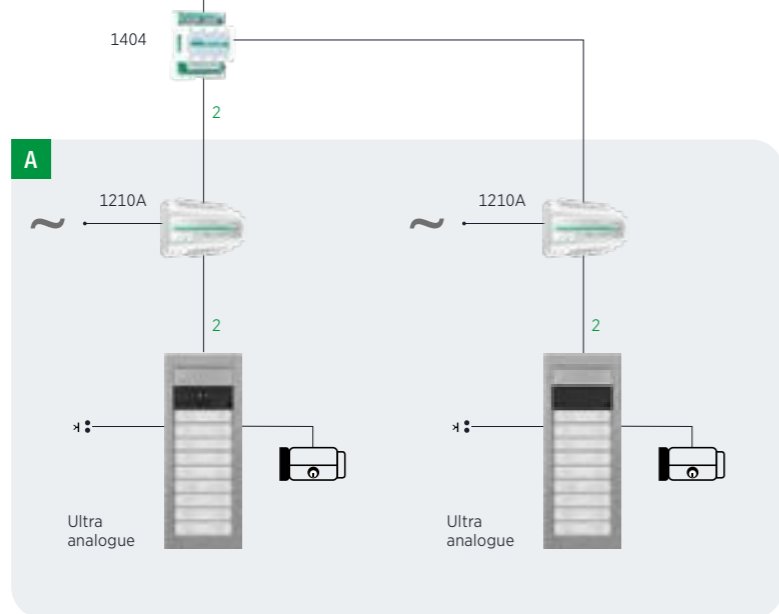
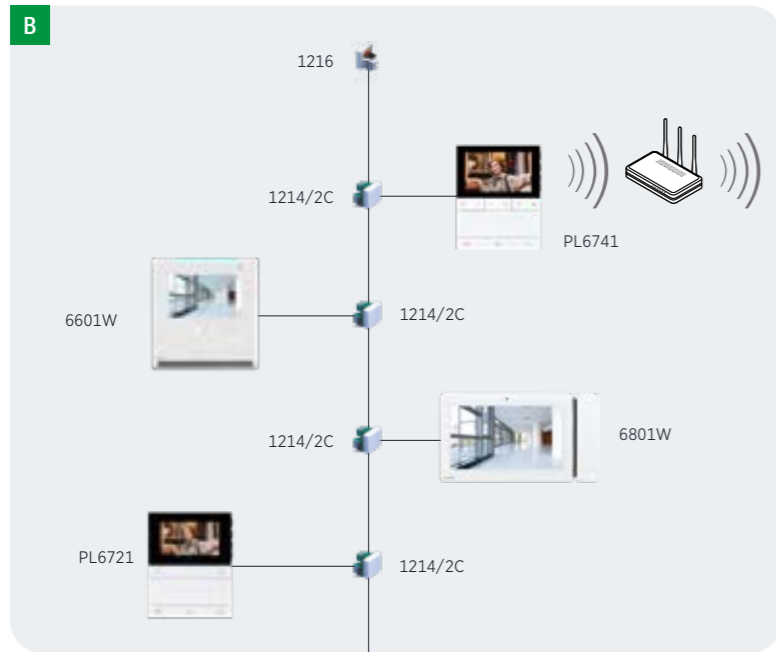
PL6701 PL6721 PL6731	PL6741	6601W	6801W
1-100	1-50	1-100	1-100

**NOTES**

The flush-mounted or surface-mounted box is required for installation of the 6601W and 6801W door entry monitors.

For each additional entrance panel, 1 art.1404 switching unit must be provided.





**A ANALOGUE AUDIO/VIDEO ENTRANCE PANEL AND ANALOGUE AUDIO ENTRANCE PANEL**

**C DOOR ENTRY MONITORS**

**ANALOGUE AUDIO/VIDEO ENTRANCE PANEL AND ANALOGUE AUDIO ENTRANCE PANEL**

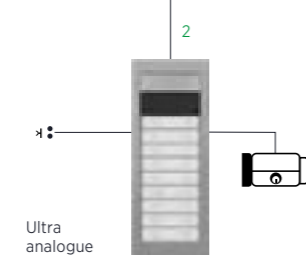
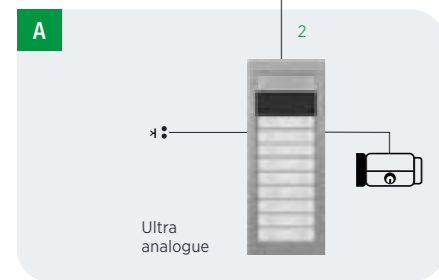
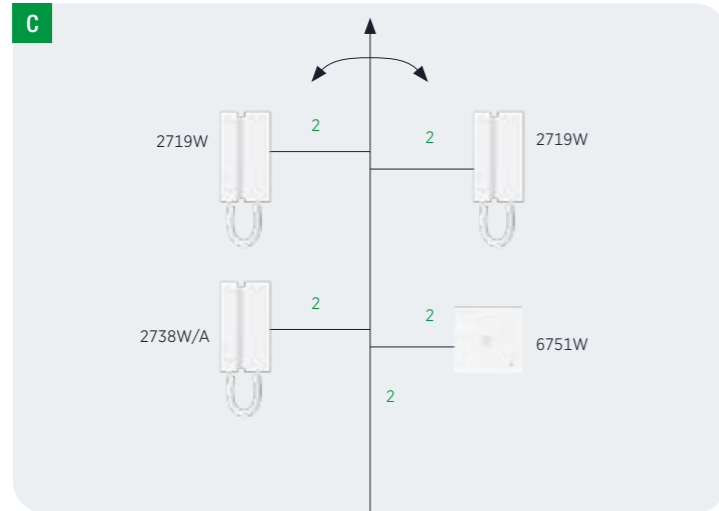
**DOOR ENTRY MONITORS**

Users	FLUSH-MOUNTED INSTALLATION										SURFACE-MOUNTED INSTALLATION										DOOR ENTRY MONITORS							
	UT2020	UT2010	1210A	3110/1A	3110/2A	3110/3A	3110/4A	UT9161	UT9162	UT9163	UT9164	UT9171	UT9172	UT9173	UT9174	UT9176	UT9178	UT9200	UT9211	UT9212	UT9221	UT9240	1404	PL6701	PL6721	PL6741	6601W	6801W
1	1	1	2	2			2											2							1	1	1	1
2	1	1	2	2			2					2							2						2	2	2	2
3	1	1	2		2			2				2						2	6		4			1	3	3	3	3
4	1	1	2		2			2				2						2	8		2		1	4	4	4	4	4
5	1	1	2		2			2				2						2	10				1	5	5	5	5	5
6	1	1	2		2			2				2						2		6	4		1	6	6	6	6	6
7-8	1	1	2		2			2				2						2		8	2		1	7-8	7-8	7-8	7-8	7-8
9-10	1	1	2		2			2				2						2		10			1	9-10	9-10	9-10	9-10	9-10
11-12	1	1	2		2		2					2						2		12	6		1	11-12	11-12	11-12	11-12	11-12
13-14	1	1	2		2		2					2						2		14	4		1	13-14	13-14	13-14	13-14	13-14
15-16	1	1	2		2		2					2						2		16	2		1	15-16	15-16	15-16	15-16	15-16
17-18	1	1	2		2		2					2						2		18			1	17-18	17-18	17-18	17-18	17-18
19-20	1	1	2		2		2					2						2		20	6		1	19-20	19-20	19-20	19-20	19-20
21-22	1	1	2		2		2					2						2		22	4		1	21-22	21-22	21-22	21-22	21-22
23-24	1	1	2		2		2					2						2		24	2		1	23-24	23-24	23-24	23-24	23-24
25-26	1	1	2		2		2					2						2		26			1	25-26	25-26	25-26	25-26	25-26
27-28	1	1	2		4		4					2						2		28	6	2	1	27-28	27-28	27-28	27-28	27-28
29-30	1	1	2		4		4					2						2		30	4	2	1	29-30	29-30	29-30	29-30	29-30
31-32	1	1	2		4		4					2						2		32	2	2	1	31-32	31-32	31-32	31-32	31-32
33-34	1	1	2		4		4					2						2		34	2	1	1	33-34	33-34	33-34	33-34	33-34
35-36	1	1	2		4		4					2						2		36	6	1	1	35-36	35-36	35-36	35-36	35-36
37-38	1	1	2		4		4					2						2		38	4	1	1	37-38	37-38	37-38	37-38	37-38
39-40	1	1	2		4		4					2						2		40	2	1	1	39-40	39-40	39-40	39-40	39-40
41-42	1	1	2		4		4					2						2		42	2	1	1	41-42	41-42	41-42	41-42	41-42
43-44	1	1	2		4		4					2						2		44	6	2	1	43-44	43-44	43-44	43-44	43-44
45-46	1	1	2		4		4					2						2		46	4	2	1	45-46	45-46	45-46	45-46	45-46
47-48	1	1	2		4		4					2						2		48	2	2	1	47-48	47-48	47-48	47-48	47-48
49-50	1	1	2		4		4					2						2		50		2	1	49-50	49-50	49-50	49-50	49-50

**NOTES**

The flush-mounted or surface-mounted box is required for installation of the 6601W and 6801W door entry monitors.





**A ANALOGUE AUDIO ENTRANCE PANEL**

For each additional entrance panel, 1 art. 1404 switching unit must be provided (see layout).

**C DOOR-ENTRY PHONES**

**ANALOGUE AUDIO ENTRANCE PANEL**

Users	FLUSH-MOUNTED INSTALLATION										SURFACE-MOUNTED INSTALLATION											
	UT2010	1210A	3110/1A	3110/2A	3110/3A	3110/4A	UT9161	UT9162	UT9163	UT9164	UT9171	UT9172	UT9173	UT9174	UT9176	UT9178	UT9200	UT9211	UT9212	UT9221	UT9240	
1	1	1	1					1		1								1				
2	1	1	1					1		1									1			
3	1	1	1					1			1							1	3		2	
4	1	1	1					1			1							1	4		1	
5	1	1	1					1			1							1	5			
6	1	1	1					1			1							3	2			
7-8	1	1	1					1			1							4	1			
9-10	1	1	1					1			1							5				
11-12	1	1	1			1		1			1							6	3			
13-14	1	1	1			1		1			1							7	2			
15-16	1	1	1			1		1			1							8	1			
17-18	1	1	1			1		1			1							9				
19-20	1	1	1			1		1			1							10	3			
21-22	1	1	1			1		1			1							11	2			
23-24	1	1	1			1		1			1							12	1			
25-26	1	1	1			1		1			1							13				
27-28	1	1	1			2		2			1							14	3	1		
29-30	1	1	1			2		2			1							15	2	1		
31-32	1	1	1			2		2			1							16	1	1		
33-34	1	1	1			2		2			1							17			1	
35-36	1	1	1			2		2			1							18	3			
37-38	1	1	1			2		2			1							19	2			
39-40	1	1	1			2		2			1							20	1			
41-42	1	1	1			2		2			1							21				
43-44	1	1	1			2		2			1							22	3	1		
45-46	1	1	1			2		2			1							23	2	1		
47-48	1	1	1			2		2			1							24	1	1		
49-50	1	1	1			2		2			1							25			1	

**DOOR-ENTRY PHONES**

2738W/A	2719W	6751W
1	1	1
2	2	2
3	3	3
4	4	4
5	5	5
6	6	6
7-8	7-8	7-8
9-10	9-10	9-10
11-12	11-12	11-12
13-14	13-14	13-14
15-16	15-16	15-16
17-18	17-18	17-18
19-20	19-20	19-20
21-22	21-22	21-22
23-24	23-24	23-24
25-26	25-26	25-26
27-28	27-28	27-28
29-30	29-30	29-30
31-32	31-32	31-32
33-34	33-34	33-34
35-36	35-36	35-36
37-38	37-38	37-38
39-40	39-40	39-40
41-42	41-42	41-42
43-44	43-44	43-44
45-46	45-46	45-46
47-48	47-48	47-48
49-50	49-50	49-50

**B AUDIO TOUCH ENTRANCE PANEL**

For each additional entrance panel, 1 art. 1404 switching unit must be provided (see layout).

**C DOOR-ENTRY PHONES**

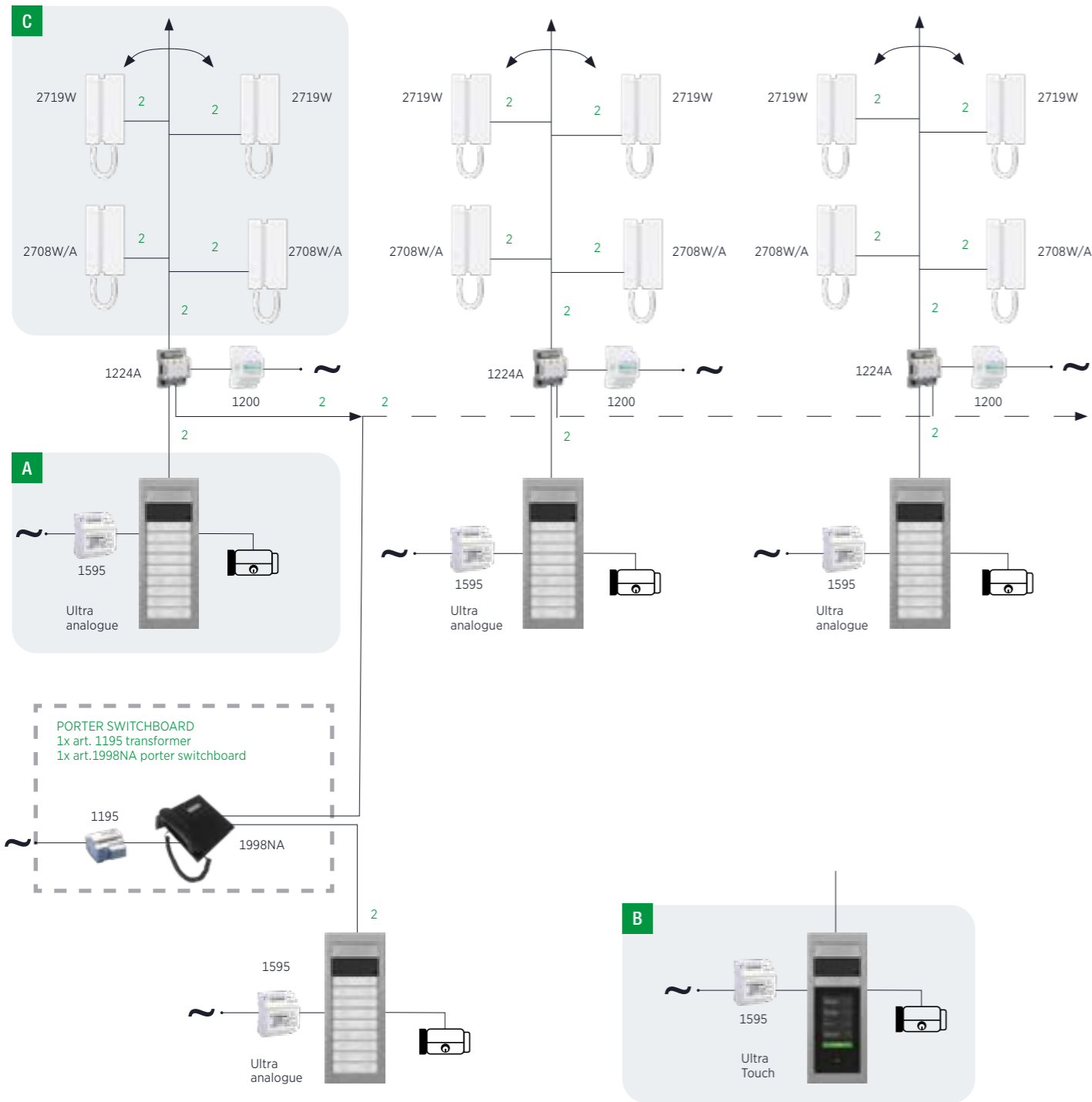
**AUDIO TOUCH ENTRANCE PANEL**

Users	FLUSH-MOUNTED INSTALLATION			SURFACE-MOUNTED INSTALLATION		
	UT2010	1210A	3110/3A	UT9173	UT9270	1595
1-100	1	1	1	1	1	1*

**DOOR-ENTRY PHONES**

2738W/A	2719W	6751W
1-100	1-100	1-100

\*Only required for 80+ users.



**A ANALOGUE AUDIO ENTRANCE PANEL**

For each additional entrance panel, 1 art. 1224A switching unit and 1 art. 1200 power supply unit must be provided (see layout).

**ANALOGUE AUDIO ENTRANCE PANEL**

Users	FLUSH-MOUNTED INSTALLATION							SURFACE-MOUNTED INSTALLATION														
	UT1010	1595	3110/1A	3110/2A	3110/3A	3110/4A	UT9161	UT9162	UT9163	UT9164	UT9171	UT9172	UT9173	UT9174	UT9176	UT9178	UT9200	UT9211	UT9212	UT9221	UT9240	
1	1	1	1				1				1											
2	1	1	1				1				1											
3	1	1	1									1										
4	1	1		1				1				1										
5	1	1		1				1				1										
6	1	1		1				1				1										
7-8	1	1		1				1				1										
9-10	1	1		1				1				1										
11-12	1	1			1				1				1									
13-14	1	1			1				1				1									
15-16	1	1			1				1				1									
17-18	1	1			1				1				1									
19-20	1	1				1				1				1								
21-22	1	1				1				1				1								
23-24	1	1				1				1				1								
25-26	1	1				1				1				1								
27-28	1	1			2					2					1							
29-30	1	1			2					2					1							
31-32	1	1			2					2					1							
33-34	1	1			2					2					1							
35-36	1	1			2					2					1							
37-38	1	1			2					2					1							
39-40	1	1			2					2					1							
41-42	1	1			2					2					1							
43-44	1	1				2				2					1							
45-46	1	1				2				2					1							
47-48	1	1				2				2					1							
49-50	1	1				2				2					1							

**C DOOR-ENTRY PHONES**

**DOOR-ENTRY PHONES**

2708W/A	2719W
1	1
2	2
3	3
4	4
5	5
6	6
7-8	7-8
9-10	9-10
11-12	11-12
13-14	13-14
15-16	15-16
17-18	17-18
19-20	19-20
21-22	21-22
23-24	23-24
25-26	25-26
27-28	27-28
29-30	29-30
31-32	31-32
33-34	33-34
35-36	35-36
37-38	37-38
39-40	39-40
41-42	41-42
43-44	43-44
45-46	45-46
47-48	47-48
49-50	49-50

**B AUDIO TOUCH ENTRANCE PANEL**

For each additional entrance panel, 1 art. 1224A switching unit and 1 art. 1200 power supply unit must be provided (see layout).

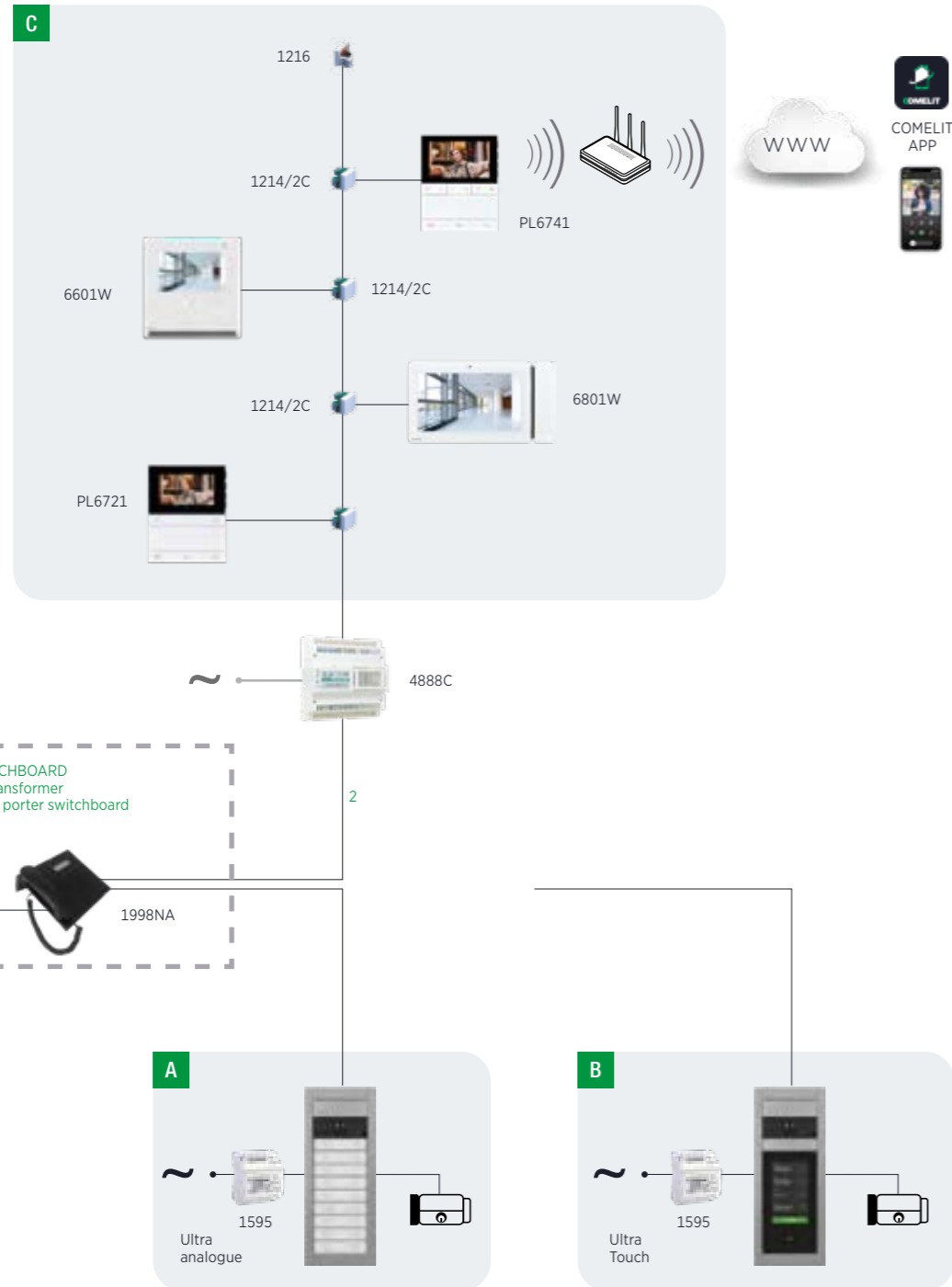
**AUDIO TOUCH ENTRANCE PANEL**

Users	FLUSH-MOUNTED INSTALLATION			SURFACE-MOUNTED INSTALLATION	
	UT1010	1595	3110/3A	UT9173	UT9270
1-100	1	1	1	1	1

**C DOOR-ENTRY PHONES**

**DOOR-ENTRY PHONES**

2708W/A	2719W
1-100	1-100



**A ANALOGUE AUDIO/VIDEO ENTRANCE PANEL**

**ANALOGUE AUDIO/VIDEO ENTRANCE PANEL**

Users	FLUSH-MOUNTED INSTALLATION								SURFACE-MOUNTED INSTALLATION														
	UT1020	4888C	1595	3110/1A	3110/2A	3110/3A	3110/4A	UT9161	UT9162	UT9163	UT9164	UT9171	UT9172	UT9173	UT9174	UT9176	UT9178	UT9200	UT9211	UT9212	UT9221	UT9240	
1	1	1	1	1				1				1							1				
2	1	1	1	1				1				1											
3	1	1	1		1				1				1					1	3		2		
4	1	1	1		1			1		1			1					1	4		1		
5	1	1	1		1			1		1			1					1	5				
6	1	1	1		1			1		1			1					1		3	2		
7-8	1	1	1		1			1		1			1					1		4	1		
9-10	1	1	1		1			1		1			1					1		5			
11-12	1	1	1			1			1				1					2		6	3		
13-14	1	1	1			1			1				1					2		7	2		
15-16	1	1	1			1			1				1					2		8	1		
17-18	1	1	1			1			1				1					2		9			
19-20	1	1	1				1			1				1				3		10	3		
21-22	1	1	1				1			1				1				3		11	2		
23-24	1	1	1				1			1				1				3		12	1		
25-26	1	1	1				1			1				1				3		13			
27-28	1	1	1			2				2					1			4		14	3	1	
29-30	1	1	1			2				2					1			4		15	2	1	
31-32	1	1	1			2				2					1			4		16	1	1	
33-34	1	1	1			2				2					1			4		17		1	
35-36	1	1	1			2				2					1			5		18	3		
37-38	1	1	1			2				2					1			5		19	2		
39-40	1	1	1			2				2					1			5		20	1		
41-42	1	1	1			2				2					1			5		21			
43-44	1	1	1				2				2				1			6		22	3	1	
45-46	1	1	1				2				2				1			6		23	2	1	
47-48	1	1	1				2				2				1			6		24	1	1	
49-50	1	1	1				2				2				1			6		25		1	

**C DOOR ENTRY MONITORS**

**DOOR ENTRY MONITORS**

PL6701 PL6721 PL6731 PL6741	6601W	6801W
1	1	1
2	2	2
3	3	3
4	4	4
5	5	5
6	6	6
7-8	7-8	7-8
9-10	9-10	9-10
11-12	11-12	11-12
13-14	13-14	13-14
15-16	15-16	15-16
17-18	17-18	17-18
19-20	19-20	19-20
21-22	21-22	21-22
23-24	23-24	23-24
25-26	25-26	25-26
27-28	27-28	27-28
29-30	29-30	29-30
31-32	31-32	31-32
33-34	33-34	33-34
35-36	35-36	35-36
37-38	37-38	37-38
39-40	39-40	39-40
41-42	41-42	41-42
43-44	43-44	43-44
45-46	45-46	45-46
47-48	47-48	47-48
49-50	49-50	49-50

**B AUDIO/VIDEO TOUCH ENTRANCE PANEL**

**AUDIO/VIDEO TOUCH ENTRANCE PANEL**

Users	FLUSH-MOUNTED INSTALLATION			SURFACE-MOUNTED INSTALLATION	
	UT1020	4888C	1595	UT9163	3110/3A
1-100	1	1	1	1	1

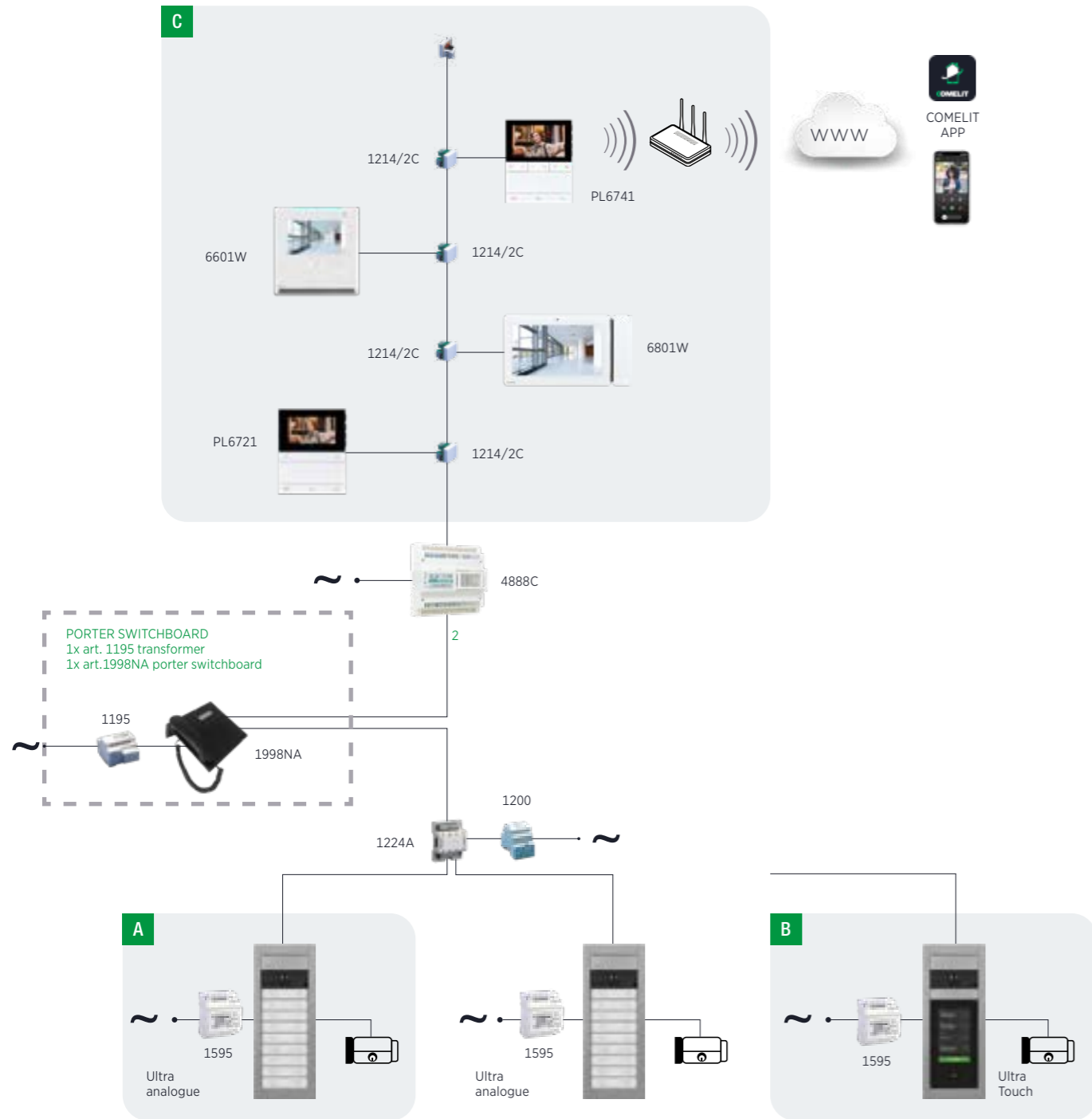
**C DOOR ENTRY MONITORS**

**DOOR ENTRY MONITORS**

PL6701 PL6721 PL6731	PL6741	6601W	6801W
1-100	1-50	1-100	1-100

**NOTES**

The flush-mounted or surface-mounted box is required for installation of the 6601W and 6801W door entry monitors.  
Only 1 4888C is required for each system.



**A ANALOGUE AUDIO/VIDEO ENTRANCE PANEL**

For each additional entrance panel, 1 art. 1224A switching unit and 1 art. 1200 power supply unit must be provided (see layout).

**C DOOR ENTRY MONITORS**

**ANALOGUE AUDIO/VIDEO ENTRANCE PANEL**

Users	FLUSH-MOUNTED INSTALLATION								SURFACE-MOUNTED INSTALLATION														
	UT1020	4888C	1595	3110/1A	3110/2A	3110/3A	3110/4A	UT9161	UT9162	UT9163	UT9164	UT9171	UT9172	UT9173	UT9174	UT9176	UT9178	UT9200	UT9211	UT9212	UT9221	UT9240	
1	1	1	1	1				1				1								1			
2	1	1	1	1				1				1									1		
3	1	1	1		1				1				1									2	
4	1	1	1		1				1				1									1	
5	1	1	1		1				1				1							5			
6	1	1	1		1				1				1								3	2	
7-8	1	1	1		1				1				1								4	1	
9-10	1	1	1		1				1				1								5		
11-12	1	1	1			1				1			1							2	6	3	
13-14	1	1	1			1				1			1							2	7	2	
15-16	1	1	1			1				1			1							2	8	1	
17-18	1	1	1			1				1			1							2	9		
19-20	1	1	1				1				1			1						3	10	3	
21-22	1	1	1					1			1			1							3	11	2
23-24	1	1	1					1			1			1						3	12	1	
25-26	1	1	1				1				1			1						3	13		
27-28	1	1	1			2					2				1					4	14	3	1
29-30	1	1	1			2					2			1						4	15	2	1
31-32	1	1	1			2					2			1						4	16	1	1
33-34	1	1	1			2					2			1						4	17		1
35-36	1	1	1			2					2			1						5	18	3	
37-38	1	1	1			2					2			1						5	19	2	
39-40	1	1	1			2					2			1						5	20	1	
41-42	1	1	1			2					2			1						5	21		
43-44	1	1	1				2				2				1					6	22	3	1
45-46	1	1	1				2				2				1					6	23	2	1
47-48	1	1	1				2				2				1					6	24	1	1
49-50	1	1	1				2				2				1					6	25		1

**DOOR ENTRY MONITORS**

PL6701 PL6721 PL6731 PL6741	6601W	6801W
1	1	1
2	2	2
3	3	3
4	4	4
5	5	5
6	6	6
7-8	7-8	7-8
9-10	9-10	9-10
11-12	11-12	11-12
13-14	13-14	13-14
15-16	15-16	15-16
17-18	17-18	17-18
19-20	19-20	19-20
21-22	21-22	21-22
23-24	23-24	23-24
25-26	25-26	25-26
27-28	27-28	27-28
29-30	29-30	29-30
31-32	31-32	31-32
33-34	33-34	33-34
35-36	35-36	35-36
37-38	37-38	37-38
39-40	39-40	39-40
41-42	41-42	41-42
43-44	43-44	43-44
45-46	45-46	45-46
47-48	47-48	47-48
49-50	49-50	49-50

**B AUDIO/VIDEO TOUCH ENTRANCE PANEL**

For each additional entrance panel, 1 art. 1224A switching unit and 1 art. 1200 power supply unit must be provided (see layout).

**C DOOR ENTRY MONITORS**

**AUDIO/VIDEO TOUCH ENTRANCE PANEL**

Users	FLUSH-MOUNTED INSTALLATION			SURFACE-MOUNTED INSTALLATION	
	UT1020	4888C	1595	UT9163	3110/3A
1-100	1	1	1	1	1







**DOOR ENTRY MONITORS**

PL6701 PL6721 PL6731	PL6741	6601W	6801W
1-100	1-50	1-100	1-100









**NOTES**


The flush-mounted or surface-mounted box is required for installation of the 6601W and 6801W door entry monitors.  
Only 1 4888C is required for each system.



INTERNAL UNITS - VIP RANGE							
							
	<b>7TOP</b>	<b>ICONA</b>	<b>MINI</b>		<b>MAXI ANDROID</b>	<b>SONUS</b>	<b>STYLE</b>
<b>PRODUCT CODE</b>	TP6842	6602W/A - 6602B	6702W		6813W	6205W	2633
<b>FURTHER INFORMATION</b>	Page 80	Page 76	-		Page 82	Page 90	Page 92
<b>TYPE</b>	Door entry monitor	Door entry monitor	Door entry monitor		Door entry monitor	Door-entry phone	Door-entry phone
<b>AUDIO</b>	Hands-free	Hands-free	Handset		Hands-free	Hands-free	Handset
<b>MONITORS</b>	7" 16:9	4.3" 16:9 Touch screen	4.3" 16:9 LCD		7" Touch screen	-	-
<b>DIMENSIONS (LXHXD mm)</b>	210x120x21	142.5x145.5x12	175x160x22		223x124x27	121.2x121.2x25	95x215x58
<b>INSTALLATION (PRODUCTS)</b>	Desk base (AC6812)	Flush-mounted (6117 box) Surface-mounted (6620 bracket) Desk base (6612A)	Surface-mounted Desk base (6712V)		Flush-mounted (6817 box) Surface-mounted (6821 bracket) Desk base (6812)	Surface-mounted	Surface-mounted Desk base (2642W)
<b>BUTTONS</b>	-	15	4 (6733W 4 Additional)		-	5	10
<b>VERSIONS</b>	TP6842 Black and white TP6842B Black	6602W White 6602B Black	White		6813W White	White	White

\*TP6842: The BM version, fitted with an induction loop for accessibility, is also available.

INTERNAL UNITS - VIP RANGE									
									
	<b>ULTRA</b>	<b>STEELSWITCH</b>	<b>STEELTOUCH</b>	<b>3ONE6</b>		<b>VANDALCOM</b>	<b>ROMA</b>	<b>QUADRA</b>	<b>EMERGENCY</b>
<b>PRODUCT CODE</b>	-	-	-	-		-	-	4899M	3460EA - 3460HEV, 3460HA - 3460HHV
<b>FURTHER INFORMATION</b>	Page 94	Page 116	Page 110	Page 114		Page 124	Page 128	Page 134	Page 138
<b>TYPE</b>	Modular	Single unit	Single unit	Single unit		Modular	Single unit	Single unit	Single unit
<b>TYPE OF FINISH</b>	ABS, Plastic, Aluminium alloy	Stainless steel 2.5 mm thick	AISI 316 stainless steel 3 mm thick	AISI 316 stainless steel 3 mm thick		Stainless steel 2.5 mm thick	Brass, 3 mm thick	Die-cast aluminium	AISI 316 stainless steel 3 mm thick
<b>IK VANDAL RESISTANCE RATING</b>	IK08	IK08	IK08	IK08		IK10	-	IK08	IK08
<b>WEATHER RESISTANCE</b>	IP65	IP54	IP54	IP54		IP54	IP54	IP54	IP54
<b>DISPLAY SIZE (INCHES)</b>	-	-	8", 5"	3" (Sense)		-	-	95x195x23	180x229x3
<b>INSTALLATION</b>	Flush-mounted / Surface-mounted	Flush-mounted / Surface-mounted	Flush-mounted / Surface-mounted	Flush-mounted / Surface-mounted		Flush-mounted / Surface-mounted	Flush-mounted	Surface-mounted	Flush-mounted Surface-mounted (3461 bracket)
<b>CALL BUTTONS</b>	-	1 to 26	-	-		-	1 to 48	1 to 4	1
<b>VERSIONS</b>	Analogue Digital	Analogue	Analogue Digital	Analogue Digital		Analogue Digital	Analogue	Analogue	Analogue



\*REMOTE ANSWER

PRODUCT CATALOGUE

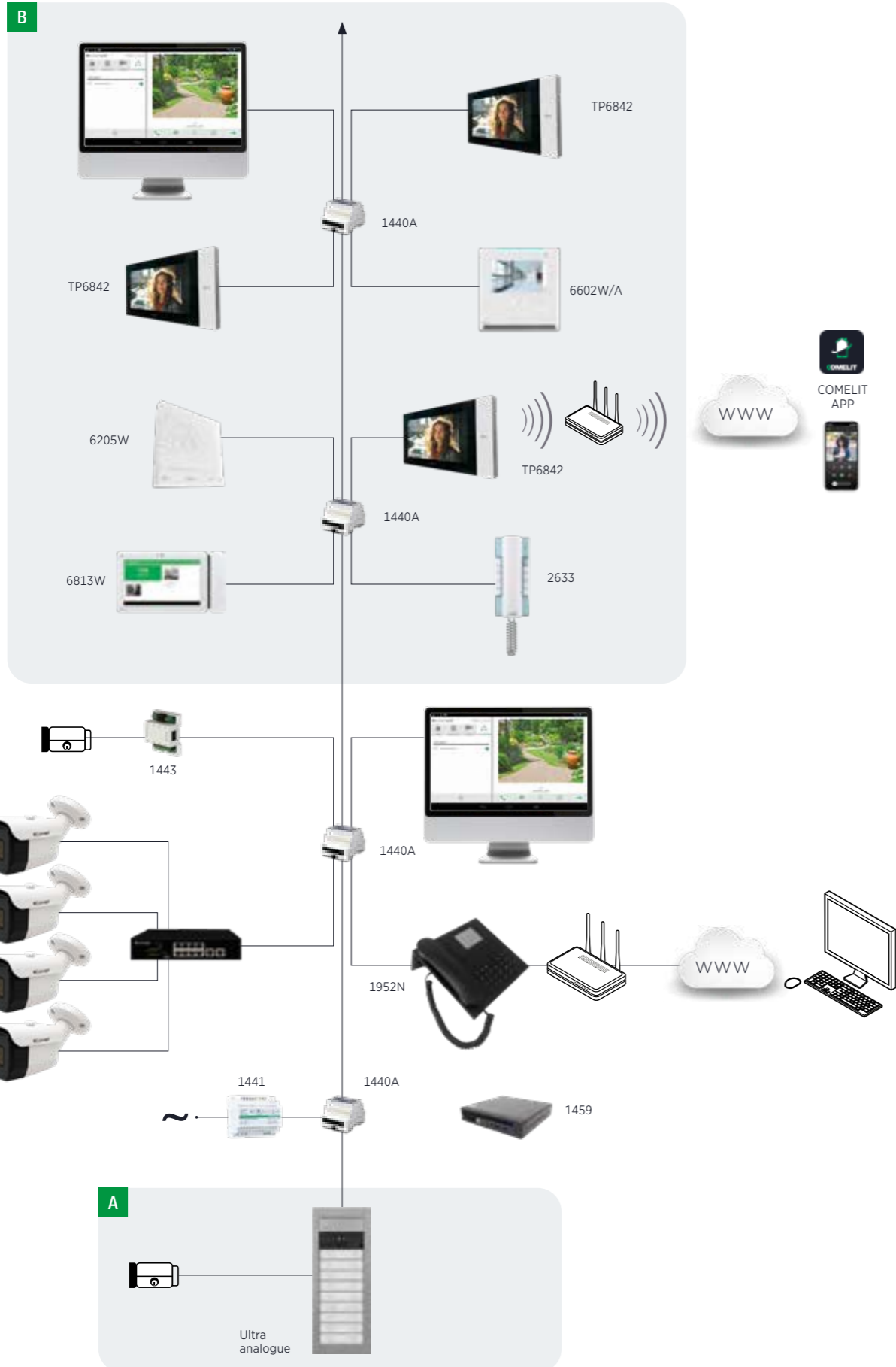
GUIDE TO VIDEO ENTRY TECHNOLOGY

NEW PRODUCTS

INTRODUCTION

VIDEO DOOR ENTRY





**A MAIN AUDIO/VIDEO ENTRANCE PANEL**

**ANALOGUE AUDIO/VIDEO ENTRANCE PANEL**

Users	FLUSH-MOUNTED INSTALLATION								SURFACE-MOUNTED INSTALLATION													
	3110/1A	3110/2A	3110/3A	3110/4A	UT9161	UT9162	UT9163	UT9164	UT9171	UT9172	UT9173	UT9174	UT9176	UT9178	UT8020	UT9200	UT9211	UT9212	UT9221	UT9240	1441	1440A
1	1				1				1						1		1				1	1
2	1				1				1						1		1				1	1
3		1				1			1						1	1	3		2		1	1
4		1				1			1						1	1	4		1		1	1
5		1				1			1						1	1	5				1	2
6		1				1			1						1	1		3	2		1	2
7-8		1				1			1						1	1		4	1		1	3
9-10		1				1			1						1	1		5			1	3
11-12			1					1		1					1	2		6	3		1	4
13-14			1					1		1					1	2		7	2		1	4
15-16			1					1		1					1	2		8	1		1	5
17-18			1					1		1					1	2		9			1	5
19-20				1						1		1			1	3		10	3		1	6
21-22				1						1		1			1	4		14	3	1	2	8
23-24				1						1		1			1	3		11	2		1	6
25-26				1						1		1			1	3		12	1		1	7
27-28			2							1		1			1	3		13		1	7	
29-30			2					2		1		1			1	4		14	3	1	2	8
31-32			2					2		1		1			1	4		15	2	1	2	8
33-34			2					2		1		1			1	4		16	1	1	2	9
35-36			2					2		1		1			1	4		17		1	2	9
37-38			2					2		1		1			1	5		18	3		2	10
39-40			2					2		1		1			1	5		19	2		2	10
41-42			2					2		1		1			1	5		20	1		2	11
43-44				2						1		1			1	5		21			2	11
45-46				2				2		1		1			1	6		22	3	1	2	12
47-48				2				2		1		1			1	6		23	2	1	2	12
49-50				2				2		1		1			1	6		24	1	1	2	13
										1		1			1	6		25		1	2	13

**B INTERNAL UNITS**

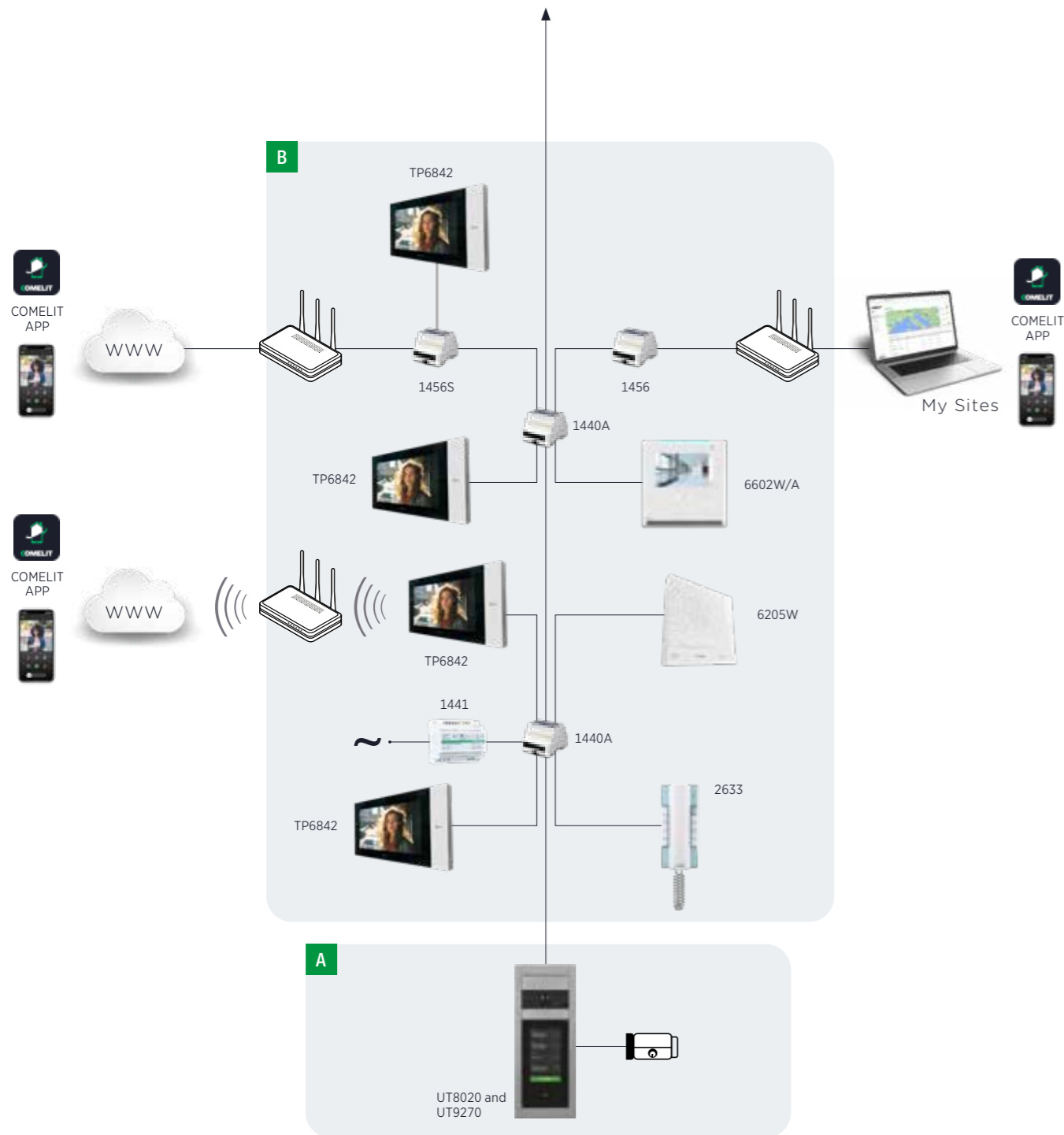
**INTERNAL UNITS**

	6602W	TP6842	2633
1		1	1
2		2	2
3		3	3
4		4	4
5		5	5
6		6	6
7-8		7-8	7-8
9-10		9-10	9-10
11-12		11-12	11-12
13-14		13-14	13-14
15-16		15-16	15-16
17-18		17-18	17-18
19-20		19-20	19-20
21-22		21-22	21-22
23-24		23-24	23-24
25-26		25-26	25-26
27-28		27-28	27-28
29-30		29-30	29-30
31-32		31-32	31-32
33-34		33-34	33-34
35-36		35-36	35-36
37-38		37-38	37-38
39-40		39-40	39-40
41-42		41-42	41-42
43-44		43-44	43-44
45-46		45-46	45-46
47-48		47-48	47-48
49-50		49-50	49-50

**NOTES**

Reserve one output of switch art. 1440A for every additional device  
The flush-mounted or surface-mounted box is required for installation of the 6602W door entry monitor.

PORTER SWITCHBOARD ART. 1952N  
PORTER SWITCHBOARD PC SOFTWARE ART. 1448  
ACTUATOR MODULE ART. 1443  
COMELIT IP CAMERAS  
CALL LOG ART. 1459  
PC DOOR ENTRY MONITOR ART. 1454



**A MAIN AUDIO/VIDEO ENTRANCE PANEL**

**B INTERNAL UNITS**

**AUDIO/VIDEO TOUCH ENTRANCE PANEL**

Users	FLUSH-MOUNTED INSTALLATION		SURFACE-MOUNTED INSTALLATION			
	UT8090	UT8090	UT8090	UT9173	1441	1440
1	1	1	1	1	1	1
2	1	1	1	1	1	1
3	1	1	1	1	1	1
4	1	1	1	1	1	1
5	1	1	1	1	1	2
6	1	1	1	1	1	2
7-8	1	1	1	1	1	3
9-10	1	1	1	1	1	3
11-12	1	1	1	1	1	4
13-14	1	1	1	1	1	4
15-16	1	1	1	1	1	5
17-18	1	1	1	1	1	5
19-20	1	1	1	1	1	6
21-22	1	1	1	1	1	6
23-24	1	1	1	1	1	7
25-26	1	1	1	1	1	7
27-28	1	1	1	1	2	8
29-30	1	1	1	1	2	8
31-32	1	1	1	1	2	9
33-34	1	1	1	1	2	9
35-36	1	1	1	1	2	10
37-38	1	1	1	1	2	10
39-40	1	1	1	1	2	11
41-42	1	1	1	1	2	11
43-44	1	1	1	1	2	12
45-46	1	1	1	1	2	12
47-48	1	1	1	1	2	13
49-50	1	1	1	1	2	13
51-52	1	1	1	1	3	14
53-54	1	1	1	1	3	14
55-56	1	1	1	1	3	15
57-58	1	1	1	1	3	15
59-60	1	1	1	1	3	16
61-62	1	1	1	1	3	16
63-64	1	1	1	1	3	17
65-66	1	1	1	1	3	17
67-68	1	1	1	1	3	18
69-70	1	1	1	1	3	18
71-72	1	1	1	1	3	19
73-74	1	1	1	1	3	19
75-76	1	1	1	1	3	20
77-78	1	1	1	1	4	20
79-80	1	1	1	1	4	21
81-82	1	1	1	1	4	21
83-84	1	1	1	1	4	22
85-86	1	1	1	1	4	22
87-88	1	1	1	1	4	23
89-90	1	1	1	1	4	23
91-92	1	1	1	1	4	24
93-94	1	1	1	1	4	24
95-96	1	1	1	1	4	25
97-98	1	1	1	1	4	25
99-100	1	1	1	1	4	26

**INTERNAL UNITS**

6602W	6205W	2633	TP6842
1	1	1	1
2	2	2	2
3	3	3	3
4	4	4	4
5	5	5	5
6	6	6	6
7-8	7-8	7-8	7-8
9-10	9-10	9-10	9-10
11-12	11-12	11-12	11-12
13-14	13-14	13-14	13-14
15-16	15-16	15-16	15-16
17-18	17-18	17-18	17-18
19-20	19-20	19-20	19-20
21-22	21-22	21-22	21-22
23-24	23-24	23-24	23-24
25-26	25-26	25-26	25-26
27-28	27-28	27-28	27-28
29-30	29-30	29-30	29-30
31-32	31-32	31-32	31-32
33-34	33-34	33-34	33-34
35-36	35-36	35-36	35-36
37-38	37-38	37-38	37-38
39-40	39-40	39-40	39-40
41-42	41-42	41-42	41-42
43-44	43-44	43-44	43-44
45-46	45-46	45-46	45-46
47-48	47-48	47-48	47-48
49-50	49-50	49-50	49-50
51-52	51-52	51-52	51-52
53-54	53-54	53-54	53-54
55-56	55-56	55-56	55-56
57-58	57-58	57-58	57-58
59-60	59-60	59-60	59-60
61-62	61-62	61-62	61-62
63-64	63-64	63-64	63-64
65-66	65-66	65-66	65-66
67-68	67-68	67-68	67-68
69-70	69-70	69-70	69-70
71-72	71-72	71-72	71-72
73-74	73-74	73-74	73-74
75-76	75-76	75-76	75-76
77-78	77-78	77-78	77-78
79-80	79-80	79-80	79-80
81-82	81-82	81-82	81-82
83-84	83-84	83-84	83-84
85-86	85-86	85-86	85-86
87-88	87-88	87-88	87-88
89-90	89-90	89-90	89-90
91-92	91-92	91-92	91-92
93-94	93-94	93-94	93-94
95-96	95-96	95-96	95-96
97-98	97-98	97-98	97-98
99-100	99-100	99-100	99-100

**NOTES**

Variants for Users who have the Comelit app for receiving video entry phone calls on a smartphone:


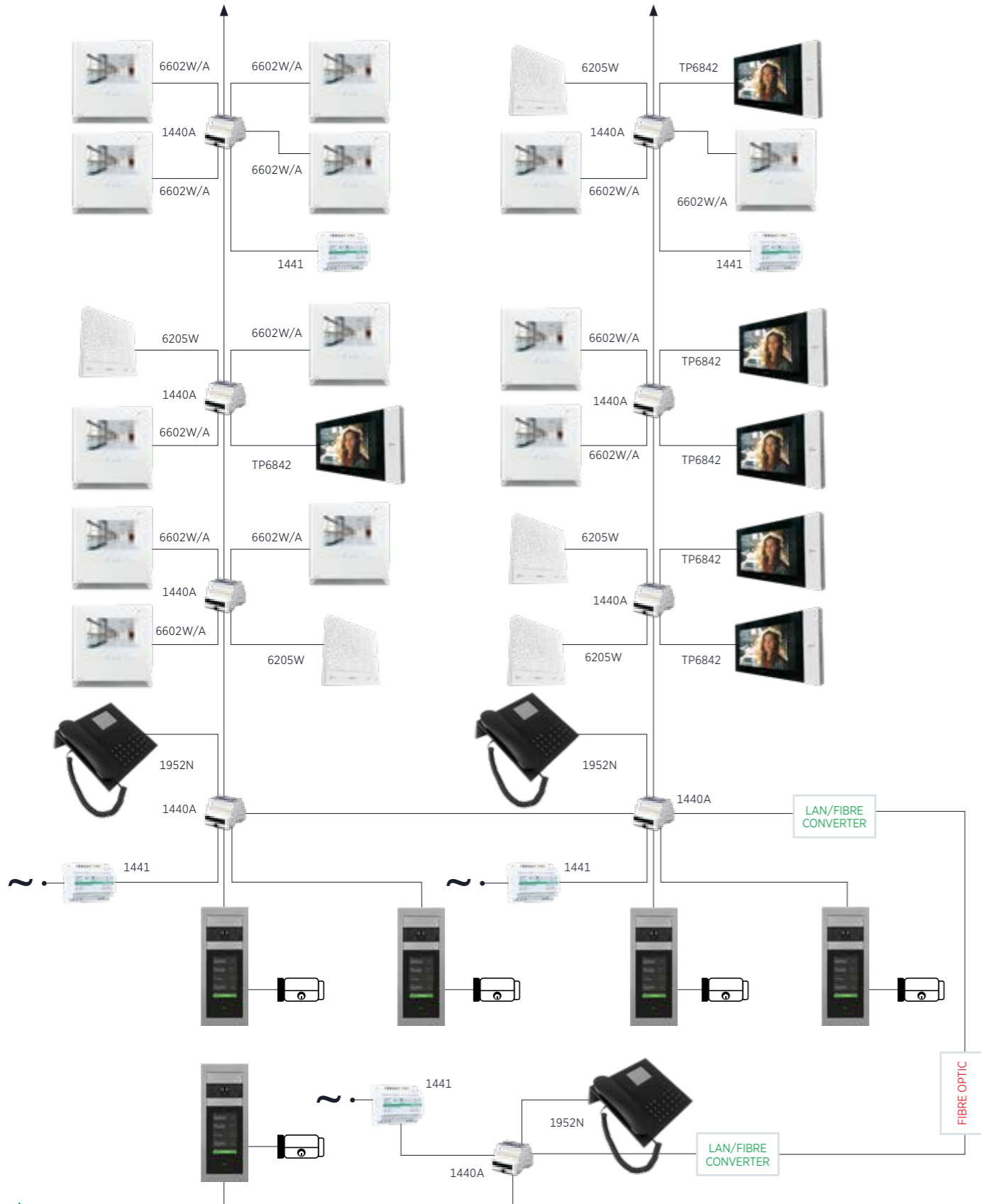
**USER WITH DOOR ENTRY MONITOR**  
1 x Slave gateway art. 1456S  
1 x Door entry monitor chosen by the user (see table above)  
Comelit app available to download free of charge

**USER WITHOUT DOOR ENTRY MONITOR**  
1 Master gateway art. 1456  
Comelit app available to download free of charge

The flush-mounted or surface-mounted box is required for installation of the 6602W and 6802W door entry monitors.



**INSTALLATION LAYOUTS: VIDEO ENTRY PHONE SYSTEM CONSISTING OF 5 AUDIO/VIDEO INPUTS, 1 PORTER SWITCHBOARD.**  
**SYSTEM CAN BE EXPANDED WITH FIBRE OPTIC**  
GUIDE TO VIDEO ENTRY TECHNOLOGY





PEOPLE

ITEMS



PL6741

**PEOPLE HANDSFREE DOOR ENTRY MONITOR WI-FI 5. SIMPLEBUS 2**

People series colour Wi-Fi door entry monitor for Simplebus 2 system. Hands-free version with 5-inch / 16:9 screen. The Comelit app, available to download free from the Google and Apple stores, lets you manage calls and key door entry monitor functions directly from your smartphone or tablet. Whether you're on site or away, you can also use voice commands via Alexa, Echo Show or Google Assistant for added convenience. With the wizard, pairing the door entry monitor with the Comelit app is easy, quick and intuitive. It can also be used to enable the "Facial recognition" function, to automatically - once a person has been recognised - send a lock-release command, trigger an actuator to control a light or additional opening and receive notification when a known individual makes a call. It is equipped with a video memory that allows you to record 8 video clips. It is supplied with a metal surface mounting backplate for stable and strong fixing, and with a line distribution terminal. It has 3 backlit buttons to ensure ease of use: green for the "audio" function, red for the "end communication" function and white for the "electric lock" function, as well as 6 programmable buttons that are pre-configured for the main functions. Instead, on the right-hand side of the door entry monitor, there are buttons for activating the Silent mode and for accessing the menu. It comes as standard with a doorbell that can also be programmed for other functions and terminals for call repetition. The door entry monitor can be programmed, even when switched off, via smartphone using the MyComelit app, which is available to download free of charge. Dimensions (LxHxD): 135 x 170 x 23 mm.



PL6701

**PEOPLE DOOR ENTRY MONITOR W/HANDSET 4.3". SIMPLEBUS 2**

People series colour door entry monitor for Simplebus 2 system. Version with handset and 4.3-inch / 16:9 screen. The door entry monitor can be programmed, even when switched off, via smartphone using the MyComelit app, which is available to download free of charge. It is supplied with a metal surface mounting backplate for stable and strong fixing, and with a line distribution terminal. It has 4 mechanical buttons on the front, with icons identifying their factory set functions. One button is backlit white to make the "electric lock" function easier to use. 3 buttons are programmable and pre-configured to call the porter switchboard, control an actuator, and perform self-ignition. The buttons at the centre of each row have tactile markings for blind people. On the right-hand side of the door entry monitor there are buttons for activating Silent mode with a red indicator light and corresponding icon, plus buttons for accessing the menu used to adjust the brightness, contrast, colour and ringtone volume values. It comes as standard with a doorbell that can also be programmed for other functions. Dimensions (LxHxD): 186 x 180 x 35 mm.



PL6721

**PEOPLE HANDSFREE DOOR ENTRY MONITOR 4.3". SIMPLEBUS 2**

People series colour door entry monitor for Simplebus 2 system. Hands-free version with 4.3-inch / 16:9 screen. The door entry monitor can be programmed, even when switched off, via smartphone using the MyComelit app, which is available to download free of charge. It is supplied with a metal surface mounting backplate for stable and strong fixing, and with a line distribution terminal. It has 6 mechanical buttons on the front, with icons identifying their factory set functions. 3 of the buttons are backlit to ensure ease of use: green for the "audio socket" function, red for the "end communication" function, and white for the "electric lock" function. 3 buttons are programmable and pre-configured to call the porter switchboard, control an actuator, and perform self-ignition. The buttons at the centre of each row have tactile markings for blind people. On the right-hand side of the door entry monitor there are buttons for activating Silent mode with a red indicator light and corresponding icon, plus buttons for accessing the menu used to adjust the brightness, contrast, colour and ringtone volume values. It comes as standard with a doorbell that can also be programmed for other functions. Dimensions (LxHxD): 135 x 170 x 23 mm.



PL6731

**PEOPLE DOOR ENTRY MONITOR 5" WITH VIDEO MEMO. SIMPLEBUS 2**

People series colour door entry monitor for Simplebus 2 system. Hands-free version with 5-inch / 16:9 screen. The door entry monitor can be programmed, even when switched off, via smartphone using the MyComelit app, which is available to download free of charge. It is supplied with a metal surface mounting backplate for stable and strong fixing, and with a line distribution terminal. It has 6 mechanical buttons on the front, with icons identifying their factory set functions. 3 of the buttons are backlit to ensure ease of use: green for the "audio socket" function, red for the "end communication" function, and white for the "electric lock" function. 3 buttons are programmable and pre-configured to display images from the video memory, to control an actuator, and to perform self-ignition. The buttons at the centre of each row have tactile markings for blind people. On the right-hand side of the door entry monitor there are buttons for activating Silent mode with a red indicator light and corresponding icon, plus buttons for accessing the menu used to adjust the brightness, contrast, colour and ringtone volume values. It comes as standard with a doorbell that can also be programmed for other functions. Dimensions (LxHxD): 135 x 170 x 23 mm.



ACCESSORIES



AC6711

**ADAPTATION FRAME FOR DOOR ENTRY MONITOR**

Adaptation frame for the People series door entry monitor, to be used when replacing a previous series of door entry monitors to finalise mounting. Dimensions (LxHxD): 230 x 220 x 3 mm.



AC6719

**WALL MOUNT FOR DOOR ENTRY MONITOR WITH HANDSET**

Wall mount for People door entry monitor with handset, allowing external routing of cables. Dimensions (LxHxD): 177.3 x 171.4 x 9.7 mm.



AC6720

**WALL MOUNT FOR HANDS-FREE DOOR ENTRY MONITOR**

Wall mount for People hands-free door entry monitor, allowing external routing of cables. Dimensions (LxHxD): 135.4 x 158 x 17.1 mm.



AC6732

**DESK BASE FOR DOOR ENTRY MONITOR**

Desk base installation accessory for People series door entry monitors. Dimensions (LxHxD): 135.65 x 110 x 122.5 mm.





	PL6701	PL6721		PL6731	PL6741
<b>GENERAL DATA</b>					
Height (mm)	180	170		170	170
Width (mm)	186	135		135	135
Depth (mm)	35	23		23	23
Product weight (g)	610	430		430	430
Product colour	White RAL9003	White RAL9003, Black RAL9005		White RAL9003, Black RAL9005	White RAL9003, Black RAL9005
Coating material type	ABS, PMMA	ABS, PMMA		ABS, PMMA	ABS, PMMA
Surface mounting	Yes	Yes		Yes	Yes
Desk base mounting	Yes, with specific accessory	Yes, with specific accessory		Yes, with specific accessory	Yes, with specific accessory
<b>COMPATIBLE SYSTEMS</b>					
Simplebus 2 audio/video with power supply unit art. 4888C	Yes	Yes		Yes	Yes
Simplebus 2 audio/video with power supply unit art. 1210/1210A	Yes	Yes		Yes	Yes
Simplebus 2 audio/video kit with power supply unit art. 1209	Yes	Yes		Yes	Yes
<b>DISPLAY SPECIFICATIONS</b>					
Display size (")	4.3	4.3		5	5
Type of display	TFT	TFT		TFT	TFT
Aspect ratio	16:9	16:9		16:9	16:9
Resolution (pixels)	480x272	480x272		800x480	800x480
On-screen menu (OSD)	Yes	Yes		Yes	Yes
<b>AUDIO SPECIFICATIONS</b>					
Type	-	-		-	Hands-free
Microphone	6 mm (Ø), Omnidirectional	6 mm (Ø), Omnidirectional		6 mm (Ø), Omnidirectional	6 mm (Ø), Omnidirectional
Loudspeaker	40 mm (ø) x 5.1 mm (H), 100 Ohm, 0.25W	36 mm (ø), 40 Ohm, 1W		36 mm (ø), 40 Ohm, 1W	36 mm (ø), 40 Ohm, 1W
<b>ELECTRICAL SPECIFICATIONS</b>					
Type of power supply	Power supply via video entry bus	Power supply via video entry bus		Power supply via video entry bus	Power supply via video entry bus
Power supply voltage	33 VDC	33 VDC		33 VDC	33 VDC
Absorption in standby (W)	0.02	0.03		0.04	0.3
Maximum absorption (W)	6.6	9.2		9.9	8.6
<b>HARDWARE SPECIFICATIONS</b>					
Type of buttons	Mechanical	Mechanical		Mechanical	Mechanical
Total buttons (no.)	4	6		6	6
Backlighting colour	White	Green, White, Red		Green, White, Red	Green, White, Red
Terminals	L L CFP CFP	L L CFP CFP		L L CFP CFP	L L CFP CFP S- S+
Removable terminals	Yes	Yes		Yes	Yes
Number of inputs (no.)	1	1		1	1
Number of outputs (no.)	-	-		-	1
<b>SETTINGS</b>					
Loudspeaker volume	-	Yes		Yes	Yes
Ringtone volume	Yes	Yes		Yes	Yes
Screen brightness	Yes	Yes		Yes	Yes
Screen contrast	Yes	Yes		Yes	Yes
Screen colour	Yes	Yes		Yes	Yes
<b>NETWORK AND COMMUNICATION PROTOCOL</b>					
Type of Wi-Fi connection	-	-		-	Wi-Fi IEEE 802.11 b/g/n, 2.4 GHz, 13 channels, Wi-Fi 6
Encryption method and supported authentication	-	-		-	TKIP WPA2-PSK, WPA3
Compatible with Comelit App	-	-		-	Yes
User function programming via OSD menu	Yes	Yes		Yes	Yes
Installer function programming via OSD menu	Yes	Yes		Yes	Yes
Function programming via NFC and MyComelit app	Yes	Yes		Yes	Yes
<b>ENVIRONMENTAL AND CONFORMITY SPECIFICATIONS</b>					
IP protection rating	IP30	IP30		IP30	IP30
Operating temperature (°C)	5 - 40	5 - 40		5 - 40	5 - 40
Operating humidity (max. % RH)	25 - 75	25 - 75		25 - 75	25 - 75
Environmental class	I (B1)	I (B1)		I (B1)	I (B1)
CE certification	RoHS II - 2011/65/EU (EN IEC 63000:2018), EMC 2014/30/EU (EN 61000-6-1:2007, EN 61000-6-3:2007+A1:2011)	RoHS II - 2011/65/EU (EN IEC 63000:2018), EMC 2014/30/EU (EN 61000-6-1:2007, EN 61000-6-3:2007+A1:2011)		RoHS II - 2011/65/EU (EN IEC 63000:2018), EMC 2014/30/EU (EN 61000-6-1:2007, EN 61000-6-3:2007+A1:2011)	RoHS II - 2011/65/EU (EN IEC 63000:2018), RED 2014/53/EU (EN 62311:2008, EN 62368-1:2014, EN 61000-6-1:2007, EN 61000-6-3:2007 + A1:2011, ETSI EN 301 489-1 V2.2.0, ETSI EN 301 489-17 V3.2.0, ETSI EN 300 328 V2.1.1)
<b>MAIN FUNCTIONS</b>					
Lock-release	Yes	Yes		Yes	Yes
Automatic lock-release on receipt of call (Doctor)	Yes	Yes		Yes	Yes
Silent mode (Privacy)	Yes	Yes		Yes	Yes
Self-ignition	Yes	Yes		Yes	Yes
Switchboard call	Yes	Yes		Yes	Yes
Intercom calls	Yes	Yes		Yes	Yes
Selective intercom call	Yes	Yes		Yes	Yes
Panic call	Yes	Yes		Yes	Yes
Input for doorbell	Yes	Yes		Yes	Yes
Call repetition	-	-		-	Yes
Customisable ringtone	Yes	Yes		Yes	Yes
Automatic answer (hands-free)	-	Yes		Yes	Yes
Video memo	-	-		-	Yes
Actuator control	Yes	Yes		Yes	Yes
Integration with voice assistants	-	-		-	Yes
Facial recognition	-	-		-	Yes
Door open indication	Yes	Yes		Yes	Yes
Acoustic indications	Yes	Yes		Yes	Yes
Visual indications	Yes	Yes		Yes	Yes
Date/time display	-	-		-	Yes



**ICONA - 4.3" HANDS-FREE DOOR ENTRY MONITOR**



**ITEMS**



**6601W**

**ICONA DOOR ENTRY MONITOR. SIMPLEBUS 2**

Icona colour door entry monitor for flush mounting (using optional box art. 6117) or surface mounting (with optional support art. 6620), with 4.3" / 16:9 screen, full-duplex hands-free audio and sensitive-touch commands. Allows adjustment of brightness level, contrast, audio volume and ringtone volume. Ringtones can be customised by selecting from the various melodies provided. Fitted as standard with a key button, enable/disable audio button with corresponding indicator LEDs and a further 7 programmable buttons for self-ignition, privacy service and other programmable functions. It is normally used for doorbell and call repetition management, and comes complete with 2 x 8-position dip-switches for user code programming and button programming. Equipped with riser distribution terminal art. 1214/2C. The door entry monitor can only be used in 2-wire Simplebus 2 digital systems. Dimensions (LxHxD): 142.5x147x23 mm.



**6602W/A**

**ICONA IP DOOR ENTRY MONITOR (VIP), WHITE**

Icona colour monitor for flush mounting (using optional box art. 6117) or surface mounting (with optional support art. 6620), with 4.3" / 16:9 touchscreen and full-duplex hands-free audio with magnetic induction. Allows backlight intensity, contrast, audio volume and ringtone volume adjustment. Equipped as standard with sensitive-touch commands for lock-release, audio activation, self-ignition, privacy service and 3 other controls for programmable functions, and door open and new message indicator LEDs. Manages the doorbell and call repetition as standard; includes alarm and panic inputs and a micro-SD card slot. You can customise the ringtone and video memory function with an absent message. Can also be used in standard PoE systems. Compatible with H.264 video format. Dimensions (LxHxD): 142.5x147x23 mm.



**6602B**

**ICONA DOOR ENTRY MONITOR, BLACK. VIP**

Icona colour door entry monitor for flush mounting (using optional box art. 6117) or surface mounting (with optional support art. 6620), with 4.3" / 16:9 touchscreen and full-duplex hands-free audio with magnetic induction. Allows backlight intensity, contrast, audio volume and ringtone volume adjustment. Equipped as standard with sensitive-touch commands for lock-release, audio activation, self-ignition, privacy service and 3 other controls for programmable functions, and door open and new message indicator LEDs. Manages the doorbell and call repetition as standard; includes alarm and panic inputs and a micro-SD card slot. You can customise the ringtone and video memory function with an absent message. Can also be used in standard PoE systems. Compatible with H.264 video format. Colour: black. Dimensions (LxHxD): 142.5x147x23 mm.



**ACCESSORIES**



**6117**

**FLUSH-MOUNTED BOX FOR ICONA DOOR ENTRY MONITOR**

Flush-mounted box for Icona door entry monitor. Can be used with tilt-adjustment accessory art. 6122. Dimensions: 132x132x50 mm.



**6617**

**FLUSH-MOUNTED BOX FOR ICONA DOOR ENTRY MONITOR ON PLASTERBOARD**

Flush-mounted box that enables Icona series door entry monitors to be installed on plasterboard and/or concrete walls. Dimensions (LxHxD): 129x129x50 mm.



**6118**

**PLASTERBOARD INSTALLATION KIT FOR MAXI AND ICONA DOOR ENTRY MONITORS**

Accessory for installing Maxi and Icona door entry monitors on plasterboard walls.



**6620**

**WALL MOUNT FOR ICONA DOOR ENTRY MONITOR**

Wall mount for Icona door entry monitor. Colour: White. Dimensions (LxHxD): 136.6x141.6x13.8 mm.



**6612A**

**DESK BASE FOR ICONA DOOR ENTRY MONITOR**

Desk base installation accessory for Icona door entry monitor. Dimensions: 105x70x110 mm.





	6601W	6602W/A	6602B
<b>GENERAL DATA</b>			
Height (mm)	147	147	147
Width (mm)	143	143	143
Depth (mm)	23	23	23
Product weight (g)	500	500	500
Product colour	White RAL9003, base grey RAL7001	White RAL9003, base grey RAL7001	Black RAL9005
Coating material type	ABS, Glass	ABS, Glass	ABS, Glass
Flush mounting	Yes, with specific accessory	Yes, with specific accessory	Yes, with specific accessory
Surface mounting	Yes, with specific accessory	Yes, with specific accessory	Yes, with specific accessory
Desk base mounting	Yes, with specific accessory	Yes, with specific accessory	Yes, with specific accessory
<b>COMPATIBLE SYSTEMS</b>			
Simplebus 2 audio/video with power supply unit art. 4888C	Yes	-	-
Simplebus 2 audio/video with power supply unit art. 1210/1210A	Yes	-	-
Simplebus 2 audio/video kit with power supply unit art. 1209	Yes	-	-
VIP system	-	Yes	Yes
<b>DISPLAY SPECIFICATIONS</b>			
Size (inches)	4.3	4.3	4.3
Aspect ratio	16:9	16:9	16:9
Resolution (pixels)	480x272	480x272	480x272
On-screen menu (OSD)	-	Yes with resistive touchscreen	Yes with resistive touchscreen
<b>AUDIO SPECIFICATIONS</b>			
Type	Hands-free	Hands-free	Hands-free
Magnetic induction function	Yes	Yes	Yes
Microphone	6 mm (Ø), omnidirectional	6 mm (Ø), omnidirectional	6 mm (Ø), omnidirectional
Loudspeaker	40 (ø) x 20 (H) mm, 8 ohm, 2W	40 (ø) x 20 (H) mm, 8 ohm, 2W	40 (ø) x 20 (H) mm, 8 ohm, 2W
Technologies implemented	Full-duplex	Full-duplex	Full-duplex
<b>ELECTRICAL SPECIFICATIONS</b>			
Type of power supply	Power supply via video entry bus	PoE	PoE
Power supply voltage	22-34 VDC (bus)	-	-
PoE power supply	-	Standard IEEE 802.3af, Comelit PoE (56 VDC)	Standard IEEE 802.3af, Comelit PoE (56 VDC)
Absorption in standby (W)	0.11	-	-
Maximum absorption (W)	14.8	-	-
<b>HARDWARE SPECIFICATIONS</b>			
Type of buttons	Capacitive	Capacitive	Capacitive
Service buttons	Lock-release, Answer, Silent (Privacy), Door open	Lock-release, Answer, Silent (Privacy), Menu, Messages, Door open	Lock-release, Answer, Silent (Privacy), Menu, Messages, Door open
No. of programmable buttons for additional functions	5	3	3
Terminals	L L - + CFP1 CFP2 S+ S- In1 In2	OUT1 V- PAN AL V- CFP OP- OP+ S- S+	OUT1 V- PAN AL V- CFP OP- OP+ S- S+
Removable terminals	Yes	Yes	Yes
Number of inputs	2	3	3
Number of outputs	-	1	1
Memory card supported	-	Micro-SD (not supplied)	Micro-SD (not supplied)
Communication port	-	RJ45 (Ethernet)	RJ45 (Ethernet)
<b>SETTINGS</b>			
Loudspeaker volume	Yes	Yes	Yes
Ringtone volume	Yes	Yes	Yes
Screen brightness	Yes	Yes	Yes
Screen contrast	Yes	Yes	Yes
<b>NETWORK AND COMMUNICATION PROTOCOL</b>			
LAN type	-	Ethernet 10/100 Mbit/s, IEEE 802.3, IEEE 802.3u (Fast Ethernet)	Ethernet 10/100 Mbit/s, IEEE 802.3, IEEE 802.3u (Fast Ethernet)
IP address assignment	-	Auto IP, DHCP, Static	Auto IP, DHCP, Static
<b>ENVIRONMENTAL AND CONFORMITY SPECIFICATIONS</b>			
IP protection rating	IP30	IP30	IP30
Operating temperature (°C)	5 - 40	5 - 40	5 - 40
Operating humidity (max. % RH)	25 - 75	25 - 75	25 - 75
Environmental class	I (B1)	I (B1)	I (B1)
Conformity and Certifications	RoHS II - 2011/65/EU (EN IEC 63000:2018), EMC 2014/30/EU (EN 61000-6-1:2007, EN 61000-6-3:2007+A1:2011)	RoHS II - 2011/65/EU (EN 50581:2012), EMC 2014/30/EU (EN 61000-6-1:2007, EN 61000-6-3:2007+A1:2011)	RoHS II - 2011/65/EU (EN 50581:2012), EMC 2014/30/EU (EN 61000-6-1:2007, EN 61000-6-3:2007+A1:2011)
<b>MAIN FUNCTIONS</b>			
Lock-release	Yes	Yes	Yes
Self-ignition	Yes	Yes	Yes
Intercom calls	Yes	Yes	Yes
Actuator control	Yes	Yes	Yes
Switchboard call	Yes	Yes	Yes
Input for doorbell	Yes	Yes	Yes
Output for call repetition	Yes	Yes	Yes
"Silent" mode (Privacy)	Yes	Yes	Yes
Video memory	-	Yes	Yes
Door opening upon call (Doctor)	Yes	Yes	Yes
Automatic answer (hands-free)	Yes	Yes	Yes
Door open indication	Yes	Yes	Yes
Multiple address	-	Yes	Yes
Customisable ringtone	Yes	Yes	Yes
Date/time display	-	Yes	Yes
Alarm call transmission	Yes	Yes	Yes
Receipt of VIP messages	-	Yes	Yes



7TOP - HANDS-FREE DOOR ENTRY MONITOR



ITEMS



TP6842

**7TOP 7" HANDSFREE DOOR ENTRY MONITOR, WI-FI, VIP**

7TOP door entry monitor for VIP systems with a 7-inch colour touchscreen, equipped with a mechanical lock-release key with backlit icon. A modern, attractive design that combines sturdiness with usability. It can be surface mounted using a metal backplate (included) to ensure it is firmly and securely anchored, or desktop mounted using a special stand (available to purchase separately). It can be powered via standard POE, 1440A distributor or a dedicated 48V power supply input. There is a MicroSD card slot on the side (not included) for uploading custom ringtones. Equipped with programmable local inputs, one programmable output and one additional ringtone output. Ethernet and Wi-Fi connectivity allows you to connect to the Comelit Cloud and receive calls via app on your smartphone, even when you're not at home. Linux operating system, full-duplex hands-free audio and native support for H.264 and H.265 video formats. New icon-based graphical interface, for use in user or installer mode, customisable and easy to use. Many built-in functions, including Automatic updating, Video memo, Alarm management, Auto lock-release (Doctor), Silent mode (Privacy), Automatic answer (Hands-Free), Call divert. Dimensions (LxHxD): 210x120x21 mm. Colour: White/Black or Black/Black.



ACCESSORIES



AC6812

**METAL DESK BASE 7TOP DOOR ENTRY MONITOR, VIP**

Metal desk base with matt black surface finish, with central hole for tidy cable routing and Comelit logo. Made from a single curved sheet of metal, it minimises the number of components and eliminates the need for ballasts. Designed to combine functionality and aesthetics, it gives balance and stability to the 7TOP door entry monitor, with a simple yet very elegant design.



TP6842

TP6842	
<b>GENERAL DATA</b>	
Height (mm)	120
Width (mm)	210
Depth (mm)	21
Product weight (g)	570
Product colour	White RAL9003, Black RAL9005
Type of finishing materials	ABS, Glass
Flush-mounted	No
Surface-mounted	Yes
Desk base-mounted	Yes, with a dedicated accessory
<b>COMPATIBLE SYSTEMS</b>	
VIP	Yes
<b>DISPLAY</b>	
Display size (")	7
Type of display	TFT
Aspect Ratio	16:9
Touchscreen	Yes, capacitive
Resolution (pixels)	1024x600
<b>AUDIO FEATURES</b>	
Type	Hands-free
Induction loop function	No
Microphone	6 mm (Ø), Omnidirectional
Loudspeaker	36 mm (Ø), 8 Ohm, 1W
Technologies implemented	Full-Duplex
<b>ELECTRICAL CHARACTERISTICS</b>	
Type of power supply	PoE
Supply voltage	37 to 57 VDC (VIP)
PoE power supply	Standard IEEE 802.3af, Comelit PoE (56 VDC)
Absorption in stand-by (W)	2.4
Maximum absorption (W)	6
<b>HARDWARE FEATURES</b>	
Type of buttons	Mechanical
Service buttons	Lock-release
Clamps	AL, GND, CFP, PAN, INT, OUT1, S+, S-/GND // V+, V-
Removable terminals	Yes
Number of inputs (No.)	4
Number of outputs (No.)	1
Memory card supported	Micro-SD (not supplied)
Communication ports	Ethernet
Type of connections/ports	RJ45
Ethernet ports (No.)	1
Network connection	RJ45
LED signalling (No.) (no.)	1
<b>SETTINGS</b>	
Loudspeaker volume	Yes
Microphone volume	Yes
Ringtone volume	Yes
Screen brightness control	Yes
Screen contrast	Yes
<b>NETWORK AND COMMUNICATION PROTOCOLS</b>	
Type of LAN network	Ethernet 10/100 Mbit/s
Type of Wi-Fi connection	2.4 GHz
IP address assignment	DHCP, AUTO IP, static IP
IoT connection to Comelit Cloud	Yes
Firmware update via Comelit Cloud	Yes
Operating system	Linux embedded
Compatibility with Video Entry Comelit App	Yes
<b>ENVIRONMENTAL AND COMPLIANCE FEATURES</b>	
IP protection rating	IP30
Operating temperature (°C)	5 - 40
Operating humidity (RH max) (%)	25 - 75
Environmental class	I (B1)
CE certifications	RoHS II - 2011/65/EU (EN IEC 63000:2018), EMC 2014/30/EU (EN 61000-6-1:2007, EN 61000-6-3:2007+A1:2011)
<b>GENERAL FEATURES</b>	
Door opener	Yes
Automatic door opening on call (Doctor)	Yes
Silent mode (Privacy)	Yes
Self Activation	Yes
Call to group addresses	Yes
CPS call	Yes
Intercom calls	Yes
Panic call	Yes
Call forwarding	Yes
Outside doorbell input	Yes
Customisable ringtone	Yes
Automatic answer (handsfree)	Yes
Video memory	Yes
Message for absent	Yes



MAXI - 7" HANDS-FREE DOOR ENTRY MONITOR



ITEMS



6801W

MAXI DOOR ENTRY MONITOR. SIMPLEBUS 2

Maxi colour door entry monitor for flush mounting (using optional box art. 6817) or surface mounting (with optional support art. 6820), with 7" / 16:9 screen, full-duplex hands-free audio and sensitive-touch commands. Allows brightness, contrast, audio volume and ringtone volume adjustment. Ringtones can be customised by selecting from the various melodies provided. Fitted as standard with a key button, enable/disable audio button with corresponding indicator LEDs and a further 6 programmable buttons for self-ignition, privacy service and other programmable functions. It is normally used for doorbell and call repetition management, and comes complete with 2 x 8-position dip-switches for user code programming and button programming. Equipped with riser distribution terminal art. 1214/2C. The door entry monitor can be used in Simplebus 2 2-wire digital systems. Dimensions (LxHxD): 223x124x25 mm.



6813W

7" MAXI MONITOR WITH ANDROID, WHITE. VIP

The Maxi with Android door entry monitor is compatible with the Comelit IP video entry system (ViP), with 7" touchscreen, based on the Android operating system where, with the same flexibility as a tablet, it is possible to load third-party apps. The apps must be verified and certified by Comelit to guarantee compatibility and to allow them to load, which otherwise would not be possible. This means the user is offered a device which is no longer just a door entry monitor, but a controller for the home that can be used to manage the functions offered by systems from other manufacturers, for example managing home automation, intruder alarm and building services, plus accessing web pages and using pre-installed apps. The device has a LAN port and Wi-Fi connection to guarantee independent IP video entry system connection and the Internet connection required to use the installed apps.



ACCESSORIES



6817

FLUSH-MOUNTED BOX FOR MAXI DOOR ENTRY MONITOR

Flush-mounted box for Maxi door entry monitor in black ABS plastic. Dimensions (L x H x D): 212x115x50 mm.



6820

WALL MOUNT FOR MAXI DOOR ENTRY MONITOR

Wall mount for Maxi door entry monitor made of UV-resistant ABS. Colour: RAL9003 white. Dimensions (LxHxD): 216.4x117.5x14 mm.



6812

DESK BASE FOR MAXI DOOR ENTRY MONITOR

Desk base installation accessory for Maxi door entry monitor. Dimensions: 105x75x110 mm.










	6801W	6813W
<b>GENERAL DATA</b>		
Height (mm)	124	124
Width (mm)	223	223
Depth (mm)	25	27
Product weight (g)	650	650
Product colour	White RAL9003, base grey RAL7001	White RAL9003, base grey RAL7001
Material	ABS, Glass	ABS, Glass
Flush mounting	Yes, with specific accessory	Yes, with specific accessory
Surface mounting	Yes, with specific accessory	Yes, with specific accessory
Desk base mounting	Yes, with specific accessory	Yes, with specific accessory
<b>COMPATIBLE SYSTEMS</b>		
Simplebus 2 audio/video with power supply unit art. 4888C	Yes	-
Simplebus 2 audio/video with power supply unit art. 1210/1210A	Yes	-
Simplebus 2 audio/video kit with power supply unit art. 1209	Yes	-
VIP system	-	Yes
<b>DISPLAY SPECIFICATIONS</b>		
Size (inches)	7	7
Aspect ratio	16:9	16:9
Resolution (pixels)	800x480	1024x600
On-screen menu (OSD)	-	Yes
<b>AUDIO SPECIFICATIONS</b>		
Type	-	Hands-free
Magnetic induction function	-	Yes
Microphone	4 mm (Ø), omnidirectional	4mm (Ø), Omnidirectional
Loudspeaker	80 mm (Ø), 80 ohm, 1W	40 (ø) x 28.4 (H)mm, 4 ohm, 2W
Technologies implemented	Full-duplex	Full-duplex
<b>ELECTRICAL SPECIFICATIONS</b>		
Type of power supply	Power supply via video entry bus	PoE
Power supply voltage	22-34 VDC (bus)	-
PoE power supply	-	Standard IEEE 802.3af, Comelit PoE (56VDC)
Absorption in standby (W)	0.05	4.2
Maximum absorption (W)	12.4	7.8
<b>HARDWARE SPECIFICATIONS</b>		
Type of buttons	Capacitive	Capacitive
Service buttons	Lock-release, Answer, Silent (Privacy), Door open	Lock-release, Answer, Silent (Privacy), Menu, Messages, Door open
No. of programmable buttons for additional functions	4	2
Terminals	L L - + CFPI CFP2 S+ S- IN1 IN2	-
Removable terminals	Yes	Yes
Number of inputs	2	1
Number of outputs	1	1
Memory card supported	-	Yes
Communication port	-	RJ45 (Ethernet), Micro-USB, 2 x RS485
<b>SETTINGS</b>		
Loudspeaker volume	Yes	Yes
Ringtone volume	Yes	Yes
Mic volume	Yes	-
Screen brightness	Yes	Yes
Screen contrast	Yes	Yes
Screen colour	Yes	-
Screen backlighting	-	-
<b>NETWORK AND COMMUNICATION PROTOCOL</b>		
LAN type	-	Ethernet 10/100 Mbit/s, IEEE 802.3, IEEE 802.3u (Fast Ethernet)
Type of Wi-Fi connection	-	IEEE 802.11 b/g/n, 2.4 Ghz, 13 channels
Encryption method and supported authentication	-	OPEN WPA-PSK networks, TKIP WPA2-PSK, AES WEP 64 bits (5-digit ASCII or 10 hexadecimal codes), WEP 128 bits (13-digit ASCII or 26 hexadecimal codes), WPS authentication (supported for WPA2-PSK)
IP address assignment	-	Auto IP, DHCP, Static (ETH0) / DHCP (ETH1)
IoT connection to Comelit Cloud	-	Yes
Firmware updating via Comelit Cloud	-	Yes
<b>ENVIRONMENTAL AND CONFORMITY SPECIFICATIONS</b>		
IP protection rating	IP30	IP30
Operating temperature (°C)	5 - 40	5 - 40
Operating humidity (max. % RH)	25 - 75	25 - 75
Environmental class	III	I (BI)
Conformity and Certifications	RoHS II - 2011/65/UE (EN 50581:2012), EMC 2014/30/UE (EN 61000-6-1:2007, EN 61000-6-3:2007+A1:2011)	RoHS II - 2011/65/UE (EN IEC 63000:2018), RED 2014/53/UE (EN 62311:2008, EN 62368-1:2014, EN 61000-6-1:2007, EN 61000-6-3:2007 + A1:2011, ETSI EN 301 489-1 V2.2.0, ETSI EN 301 489-17 V3.2.0, ETSI EN 300 328 V2.1.1)
<b>MAIN FUNCTIONS</b>		
Compatible with Comelit app	-	Yes
Lock-release	Yes	Yes
Self-ignition	Yes	Yes
Intercom calls	Yes	Yes
Actuator control	Yes	Yes
Switchboard call	Yes	Yes
Input for doorbell	Yes	Yes
Output for call repetition	Yes	Yes
"Silent" mode (Privacy)	Yes	Yes
Video memory	-	Yes
Door opening upon call (Doctor)	Yes	Yes
Automatic answer (hands-free)	Yes	Yes
Door open indication	Yes	Yes
Call divert	Yes	Yes
Multiple address	Yes	-
Customisable ringtone	Yes	Yes
Date/time display	-	Yes
Alarm call transmission	Yes	Yes
Email sending on event	-	Yes
Receipt of VIP messages	-	Yes
VIP burglar alarm function	-	Yes



**MINI AUDIO - DOOR-ENTRY PHONE WITH HANDSET**









**ITEMS**

	<b>2703U</b>	<b>2-BUTTON MINI DOOR-ENTRY PHONE, UNIVERSAL</b> Universal MINI series door-entry phone, compatible with most of the door-entry phones produced by leading international manufacturers. Ideal in door-entry phone system replacements and repairs. Key button and an extra button for additional services with independent common. Electronic or mechanical ringtone. Call volume adjustment and privacy control via 3-position selector. The activation of privacy mode is signalled by a red indicator. It also has a speaker volume adjuster and a microphone volume adjuster to meet any requirement and can be used in systems with a positive common as well as systems with a negative common. Dimensions: 103 x 190 x 30 mm.	
	<b>2812W</b>	<b>2-BUTTON MINI DOOR-ENTRY PHONE FOR KIT KCA0061</b> Mini series additional door-entry phone with handset for kit art. KCA0061, with electronic call, call volume adjustment and privacy. Features a key button and a free button (C/NO). Allows call repetition. Dimensions: 103x190x30 mm	
	<b>2702W</b>	<b>2-BUTTON MINI DOOR-ENTRY PHONE. TRADITIONAL</b> Mini series monitor for conventional systems with electronic call, key button and supplementary button for additional services. Call volume adjustment and privacy control via 3-position selector. The activation of privacy mode is signalled by a red indicator. Dimensions: 105x191x28 mm	
	<b>2708W/A</b>	<b>MINI DOOR-ENTRY PHONE WITH HANDSET - SIMPLEBUS 1</b> Mini series door-entry phone with handset for Simplebus 1 audio systems. Equipped with a key button, buttons for additional services such as calls to the porter switchboard, call volume adjustment, Silent mode (Privacy) and floor call input. Correct positioning of the handset on the base is facilitated by invisible magnetised panels. The additional board art. 2735 is available to purchase separately, for an additional button with voltage free contacts and call repetition.	

	<b>2738W/A</b>	<b>MINI DOOR-ENTRY PHONE WITH HANDSET - SIMPLEBUS 2</b> Mini series door-entry phone with handset for Simplebus 2 audio systems. Equipped with a key button, buttons for additional services such as calls to the porter switchboard, call volume adjustment, Silent mode (Privacy) and floor call input. The positioning of the handset on the base is facilitated by invisible magnetised panels. The additional board art. 2735 is available to purchase separately, for an additional button with voltage free contacts and call repetition. Fitted with terminal art. 1214/2C.	
	<b>2719W</b>	<b>5-BUTTON MINI DOOR-ENTRY PHONE, SIMPLEBUS 1 AND 2</b> MINI series door-entry phone with handset, electronic call, call volume adjustment, privacy function and conversation privacy. Equipped with a series of key buttons and a further 4 buttons for intercom function or various services (1 of the buttons can be used as a C/N.O contact). Equipped with LED that may be used for various signals (busy, doctor function). Complete with 8-position dip switch for selection of the desired user code. Door-entry phone for use in all Simplebus systems. Equipped with a selector to define the type of Simplebus 1 or Simplebus 2 system. Allows management of doorbell, call repeat, sending of alarm signals, main switchboard call, secondary switchboard call and intercom call. Fitted with terminal art. 1214/2C. Dimensions: 105x191x28 mm.	
<b>ACCESSORIES</b>			
	<b>2735</b>	<b>CALL REPETITION CARD + MINI DOOR-ENTRY PHONE BUTTON WITH HANDSET</b> Additional board for door-entry phones art. 2708W/A and 2738W/A when using call repetition and an additional button with free contacts. Cable for connection to the main board and fixing screws supplied.	
	<b>2720W</b>	<b>MOUNT FOR ROUTING OF EXTERNAL CABLES FOR MINI HANDSET MONITOR</b> Surface-mounted support for Mini door-entry phones with handset, allowing external routing of cables	
	<b>2742W</b>	<b>DESK BASE FOR MINI DOOR-ENTRY PHONES WITH HANDSET</b> Desk base that enables the MINI series door-entry phone with handset to be converted into a desk version.	



	2703U	2812W	2702W
			
<b>GENERAL DATA</b>			
Height (mm)	190	190	190
Width (mm)	103	103	105
Depth (mm)	30	30	28
Product colour	White	White	White
Coating material type	Plastic	Plastic	Plastic
Product weight (g)	260	300	260
Surface mounting	Yes	Yes	Yes
Desk base mounting	Yes	Yes, with specific accessory	Yes
<b>COMPATIBLE SYSTEMS</b>			
Simplebus 2 audio/video system	-	-	-
Simplebus 2 audio system	-	-	-
Simplebus 1 audio system	-	-	-
Audio/Video kit system	-	2-wire analogue	-
Traditional	Yes	-	Yes
<b>AUDIO SPECIFICATIONS</b>			
Technologies implemented	-	Full-Duplex	-
<b>ELECTRICAL SPECIFICATIONS</b>			
Type of power supply	-	External power supply	-
Power supply voltage	-	12 VAC	15 -16 VDC
<b>HARDWARE SPECIFICATIONS</b>			
Type of buttons	-	Mechanical	Mechanical
Service buttons	2	Lock-release	Lock-release
Number of outputs (no.)	-	1	-
Total buttons (no.)	-	2	3
Visual indications	-	-	-
Terminals	A B C D E C2 P2	-	S 2 3 4 P1 P2
<b>ENVIRONMENTAL AND CONFORMITY SPECIFICATIONS</b>			
IP protection rating	IP30	IP30	IP30
Operating temperature (°C)	5 - 40	5 - 40	5 - 55
Operating humidity (max. % RH)	25 - 75	25 - 90	25 - 90
Environmental class	I	III	III
<b>Conformity and Certifications</b>	RoHS II - 2011/65/EU (EN 50581:2012), EMC 2014/30/EU (EN 61000-6-1:2007, EN 61000-6-3:2007+A1:2011)	RoHS II - 2011/65/EU (EN IEC 63000:2018), EMC 2014/30/EU (EN 61000-6-1:2007, EN 61000-6-3:2007+A1:2011)	RoHS II - 2011/65/EU (EN IEC 63000:2018), EMC 2014/30/EU (EN 61000-6-1:2007, EN 61000-6-3:2007+A1:2011)
<b>MAIN FUNCTIONS</b>			
Lock-release function	Yes	-	Yes
Actuator function	-	-	-
Switchboard call	-	-	-
Priority calls	-	-	-
Intercom calls	-	-	-
Selective intercom call	-	-	-
Silent mode (Privacy)	Yes	Yes	Yes
Door opening upon call (Doctor)	-	-	-
Call repetition	-	Yes	-
Doorbell	-	-	-
Electronic ringtone	Yes	Yes	Yes
Customisable ringtone	-	-	-

	2708W/A	2738W/A	2719W
			
<b>GENERAL DATA</b>			
Height (mm)	190	190	190
Width (mm)	103	103	105
Depth (mm)	28	28	28
Product colour	White RAL9003	White RAL9003	White RAL9003
Coating material type	ABS	ABS	ABS
Product weight (g)	300	300	260
Surface mounting	Yes	Yes	Yes
Desk base mounting	Yes, with specific accessory	Yes, with specific accessory	Yes, with specific accessory
<b>COMPATIBLE SYSTEMS</b>			
Simplebus 2 audio/video system	-	Yes	Yes
Simplebus 2 audio system	-	Yes	Yes
Simplebus 1 audio system	Yes	-	Yes
Audio/Video kit system	-	Yes	-
Traditional	-	-	-
<b>AUDIO SPECIFICATIONS</b>			
Technologies implemented	Full-Duplex	Full-Duplex	Full-Duplex
<b>ELECTRICAL SPECIFICATIONS</b>			
Type of power supply	Power supply via video entry bus	Power supply via video entry bus	Power supply via video entry bus
Power supply voltage	22 -28 VDC	22 -35 VDC	22 -35 VDC
<b>HARDWARE SPECIFICATIONS</b>			
Type of buttons	Mechanical	Mechanical	Mechanical
Service buttons	Lock-release, Silent (Privacy)	Lock-release	-
Number of outputs (no.)	-	-	-
Total buttons (no.)	-	-	-
Visual indications	-	-	-
Terminals	L L CFP CFP	L L CFP CFP	L L CFP CFP C4P4
<b>ENVIRONMENTAL AND CONFORMITY SPECIFICATIONS</b>			
IP protection rating	IP30	IP30	IP30
Operating temperature (°C)	5 - 40	5 - 40	5 - 40
Operating humidity (max. % RH)	25 - 75	25 - 75	25 - 75
Environmental class	I (B1)	III	III
<b>Conformity and Certifications</b>	RoHS II - 2011/65/EU (EN IEC 63000:2018), EMC 2014/30/EU (EN 61000-6-1:2007, EN 61000-6-3:2007+A1:2011)	RoHS II - 2011/65/EU (EN IEC 63000:2018), EMC 2014/30/EU (EN 61000-6-1:2007, EN 61000-6-3:2007+A1:2011)	RoHS II - 2011/65/EU (EN IEC 63000:2018), EMC 2014/30/EU (EN 61000-6-1:2007, EN 61000-6-3:2007+A1:2011)
<b>MAIN FUNCTIONS</b>			
Lock-release function	Yes	Yes	Yes
Actuator function	Yes	Yes	Yes
Switchboard call	Yes	Yes	Yes
Priority calls	-	-	Yes
Intercom calls	-	-	Yes
Selective intercom call	-	-	Yes
Silent mode (Privacy)	Yes	Yes	Yes
Door opening upon call (Doctor)	-	-	Yes
Call repetition	-	-	-
Doorbell	Yes	Yes	Yes
Electronic ringtone	Yes	Yes	Yes
Customisable ringtone	-	-	Yes



**MINI AUDIO - HANDSFREE DOOR-ENTRY PHONE**



	6750W	6751W
<b>GENERAL DATA</b>		
Height (mm)	105	105
Width (mm)	105	105
Depth (mm)	20	20
Product colour	White	White
Product weight (g)	150	150
Surface mounting	Yes	Yes
Audio/video system	Yes	Yes
<b>COMPATIBLE SYSTEMS</b>		
Building Kit audio/video system	Yes	-
Simplebus 2 audio/video system	Yes	-
Audio/Video kit system	Yes	-
<b>ELECTRICAL SPECIFICATIONS</b>		
Power supply voltage	22 -35 VDC	22 -35 VDC
<b>HARDWARE SPECIFICATIONS</b>		
Terminals	L L CFP1 CFP2	L L CFP1 CFP2
Removable terminals	Yes	Yes
Total buttons (no.)	5	5
LED indicators (no.)	3	3
<b>ENVIRONMENTAL AND CONFORMITY SPECIFICATIONS</b>		
Operating temperature (°C)	5 - 40	5 - 40
Operating humidity (max. RH) (%)	25 -70	25 -70
<b>MAIN FUNCTIONS</b>		
Absorption during communication (mA)	130	130
Multiple address call	Yes	Yes
Selective intercom call	Yes	Yes
Panic call	Yes	Yes
Doctor	Yes	Yes
Switchboard call function	Yes	Yes
Doorbell function	Yes	Yes
Actuator control function	Yes	Yes
Induction loop function	Yes	-
Intercom function	Yes	Yes
Privacy function	Yes	Yes
Key button function	Yes	Yes
Hands-free function	Yes	Yes
Loudspeaker volume adjustment	Yes	Yes
Call volume adjustment	Yes	Yes
Electronic ringtone	Yes	Yes
Customisable ringtone	Yes	Yes
Sensitive touch technology	Yes	Yes

**ITEMS**



6750W

**MINI HANDSFREE DOOR-ENTRY PHONE AIL. SIMPLEBUS 2**

Mini series hands-free door-entry phone with full-duplex audio and built-in magnetic induction amplification system. Allows speaker volume adjustment and call volume adjustment, with ringtones which can be customised by choosing one of several different melodies. Equipped with 5 sensitive touch buttons for audio control, lock-release, actuator, switchboard call and privacy function, as well as door status indicator LEDs. Manages doorbell as standard. Complete with 2 x 8-position dip-switches for programming the user code and button programming. Surface-mounted installation. The door-entry phone can be used in Simplebus 2 2-wire audio/video systems with mixer art. 4888C, Simplebus 2 systems with power supply unit art. 1210/1210A or kits that use power supply unit art. 1209. Complete with distribution terminal art. 1214/2C. Dimensions: 105x105x20 mm.



6751W

**MINI HANDSFREE DOOR-ENTRY PHONE. SIMPLEBUS 2 (1210A)**

Mini series hands-free door-entry phone with full-duplex audio. Allows speaker volume adjustment and call volume adjustment, with ringtones which can be customised by choosing one of several different melodies. Equipped with 5 sensitive touch buttons for audio control, lock-release, actuator, switchboard call and privacy function, as well as door status indicator LEDs. Manages doorbell as standard. Complete with 2 x 8-position dip-switches for programming the user code and button programming. Surface-mounted installation. The door-entry phone can be used in Simplebus 2 audio systems with power supply unit art. 1210/1210A. Dimensions: 105x105x20 mm.



**ACCESSORY**



6754

**ADAPTER PLATE FOR MINI HANDSFREE AUDIO**

Adapter plate for Mini hands-free audio door-entry phone.



SONUS - HANDSFREE DOOR-ENTRY PHONE



ITEMS



6205W

**SONUS HANDSFREE DOOR-ENTRY PHONE, WHITE. ViP**

Design-led door-entry phone for ViP system, with hands-free and electronic call. It features 5 buttons on the front, of which 2 have backlit icons identifying their factory-set functions (lock-release and call management) and 3 are programmable buttons. The buttons have tactile markings for blind people. There are 2 switches on the left-hand side of the door-entry phone: the first sets the ringtone volume or silent mode (with indicator LED) and the second sets the audio volume. It allows "Automatic lock-release on receipt of call (Doctor)", "Automatic answer (hands-free)", conversation privacy and doorbell management modes. Dimensions (LxHxD): 121 x 121 x 25 mm.



6205W

6205W	
<b>GENERAL DATA</b>	
Height (mm)	121.2
Width (mm)	121.2
Depth (mm)	25
Product weight (g)	188
Flush-mounted	No
Surface-mounted	Yes
Audio/video system	Yes
<b>COMPATIBLE SYSTEMS</b>	
ViP	Yes
<b>AUDIO FEATURES</b>	
Type	Hands-free
Induction loop function	No
Microphone	6 mm (Ø), Omnidirectional
Loudspeaker	50 mm (ø), 8 Ohm, 0.2 W
<b>ELECTRICAL CHARACTERISTICS</b>	
Type of power supply	PoE
Supply voltage	37 to 57 VDC (ViP)
PoE power supply	Standard IEEE802.3af (class 0), Comelit PoE (56 VDC)
Absorption in stand-by (W)	1.1
Stand-by absorption in kit mode (W)	1.1
Maximum absorption (W)	2.9
<b>HARDWARE FEATURES</b>	
Type of buttons	Mechanical
No. of programmable buttons for additional functions	3
Clamps	GND AL CFP S+S
Removable terminals	Yes
Number of inputs (No.)	2
Ethernet ports (No.)	1
Total buttons (No.)	5
LED signalling (No.) (no.)	2
Network connection	RJ45
Video encoding	H.264
<b>SETTINGS</b>	
Loudspeaker volume	Yes
Ringtone volume	Yes
<b>NETWORK AND COMMUNICATION PROTOCOLS</b>	
Type of LAN network	Ethernet 10/100 Mbit/s
IP address assignment	DHCP, AUTO IP, static IP
Operating system	Linux (v. )
<b>ENVIRONMENTAL AND COMPLIANCE FEATURES</b>	
IP protection rating	IP30
Operating temperature (°C)	5 to 40
Environmental class	I (BI)
Certifications	RoHS II - 2011/65/UE (EN IEC 63000:2018), EMC 2014/30/UE (EN 61000-6-3:2007+A1:2011), IEC/EN 62820-1-2
<b>GENERAL FEATURES</b>	
Automatic door opening on call (Doctor)	Yes
Door opener	Yes
IP assignment	
Call to group addresses	Yes
Call to multiple addresses	Yes
CPS call	Yes
Intercom calls	Yes
Panic call	Yes
Actuator control	Yes
Doorbell function	Yes
Privacy conversation function	Yes
Key button function	Yes
Hands-free function	Yes
Silent mode (Privacy)	Yes
Redial	Yes
Automatic answer (handsfree)	Yes
Led to additional signalling (No.) (no.)	2
Acoustic signalling	Yes
Visual signalling	Yes
ViP system	Yes
Electronic bell	Yes
Customisable ringtone	Yes



**STYLE - DOOR-ENTRY PHONE WITH HANDSET**



**2633**

<b>GENERAL DATA</b>	
Product weight (g)	540
Product colour	White RAL9003, light blue cover
Material	Plastic, ABS
Flush mounting	Yes
Surface mounting	Yes
Desk base mounting	Yes
<b>COMPATIBLE SYSTEMS</b>	
VIP system	Yes
<b>AUDIO SPECIFICATIONS</b>	
Type	Handset
Microphone	9.6 (ø) x 6.9 mm, omnidirectional
<b>ELECTRICAL SPECIFICATIONS</b>	
Type of power supply	PoE
Power supply voltage	36 - 57 VDC
<b>HARDWARE SPECIFICATIONS</b>	
Number of buttons as standard	9
LED indicators (no.)	1
Interchangeable cover	Yes
Terminals	GND AL CFP S- S+
Communication port	RJ45 (Ethernet)
<b>SETTINGS</b>	
Loudspeaker volume	Yes
Mic volume	Yes
Ringtone volume	Yes
<b>NETWORK AND COMMUNICATION PROTOCOL</b>	
IP address assignment	Auto IP
<b>ENVIRONMENTAL AND CONFORMITY SPECIFICATIONS</b>	
IP protection rating	IP30
Operating temperature (°C)	5 - 40
Environmental class	I
Conformity and Certifications	RoHS II - 2011/65/EU (EN 50581:2012), EMC 2014/30/EU (EN 61000-6-1:2007, EN 61000-6-3:2007+A1:2011)
<b>MAIN FUNCTIONS</b>	
Lock-release	Yes
Priority calls	Yes
Intercom calls	Yes
Actuator control	Yes
Switchboard call	Yes
Input for doorbell	Yes
"Silent" mode (Privacy)	Yes
Door opening upon call (Doctor)	Yes
Multiple address	Yes
Electronic ringtone	Yes
Customisable ringtone	Yes
Alarm call transmission	Yes

**ITEMS**



**2633**

**VIP SYSTEM ELEGANCE DOOR-ENTRY PHONE. STYLE SERIES**

Door-entry phone with electronic call, conversation button on base, call volume adjustment and privacy function. Equipped as standard with key buttons and a further 8 configurable buttons. Also equipped with a LED for various signals (incoming call, doctor mode and open door). Allows management of the doorbell and call repetition. Dimensions: 95x215x58 mm.



**ACCESSORIES**



**2600/4**

**ORANGE COVER FOR STYLE ELEGANCE DOOR-ENTRY PHONE**

Orange cover for the Elegance version of the Style door-entry phone



**2600/5**

**RED COVER FOR STYLE ELEGANCE DOOR-ENTRY PHONE**

Red cover for the Elegance version of the Style door-entry phone



**2642W/16**

**16-TERMINAL DESK BASE FOR STYLE DOOR-ENTRY PHONE - WHITE**

White desk base for all door-entry phones in the Style series. Complete with 1.5 m white cable and 16-terminal connection plug. Dimensions: 84x189x32 mm.



**1626**

**ADDITIONAL BUTTON FOR STYLE DOOR-ENTRY PHONE**

Button for insertion in base of door-entry phone. Occupies the space of 1 element.



ULTRA - ULTRA MODULAR ENTRANCE PANEL



AUDIO MODULES



**ULTRA AUDIO MODULE, SIMPLEBUS 1**  
Audio module for Ultra entrance panel, Simplebus 1 system. To be used in systems with power supply unit art. 1595 and art. 4888C. Easy to install and simple to configure, thanks to the smart programming of call buttons. Twilight sensor for automatic nameplate backlighting power-off during daytime hours. Omnidirectional digital microphone and dual loudspeaker for high-fidelity audio. Audio-visual indications for disabled individuals, assistance request can be activated via programming. Facility for 2 call buttons. To be finished with a cap, single button or double button in professional-grade plastic given an anti-yellowing and anti-dulling treatment or in aluminium. Adjustment and programming can take place without removing the module. ULTRA: the new and most technologically advanced entrance panel offering maximum ease of installation. Available in flush-mounted (10 mm protrusion from the wall) or surface-mounted (just 35 mm protrusion from the wall) variants. Dimensions (LxHxD): 100 x 90 x 35 mm.  
*Also available in versions: White RAL9016 (UT1010W) and Black RAL9005 (UT1010B).*



**ULTRA AUDIO MODULE, SIMPLEBUS 2**  
Audio module for Ultra entrance panel, Simplebus 2 system. To be used in systems with power supply unit art. 1210 / 1210A. Easy to install and simple to configure, thanks to the smart programming of call buttons. Twilight sensor for automatic nameplate backlighting power-off during daytime hours. Omnidirectional digital microphone and dual loudspeaker for high-fidelity audio. Audio-visual indications for disabled individuals, assistance request can be activated via programming. Facility for 2 call buttons. To be finished with a cap, single button or double button in professional-grade plastic given an anti-yellowing and anti-dulling treatment or in aluminium. Adjustment and programming can take place without removing the module. ULTRA: the new and most technologically advanced entrance panel offering maximum ease of installation. Available in flush-mounted (10 mm protrusion from the wall) or surface-mounted (just 35 mm protrusion from the wall) variants. Dimensions (LxHxD): 100 x 90 x 35 mm.  
*Also available in versions: White RAL9016 (UT2010W) and Black RAL9005 (UT2010B).*



**ULTRA IP (VIP) AUDIO MODULE**  
Audio module for Ultra entrance panel, IP (ViP) system. Twilight sensor for automatic nameplate backlighting power-off during daytime hours. Omnidirectional digital microphone and dual loudspeaker for high-fidelity audio. Audio-visual indications for disabled individuals, assistance request can be activated via programming. Facility for 2 call buttons. To be finished with a cap, single button or double button in professional-grade plastic given an anti-yellowing and anti-dulling treatment or in aluminium. Adjustment and programming can take place without removing the module. ULTRA: the new and most technologically advanced entrance panel offering maximum ease of installation. Available in flush-mounted (10 mm protrusion from the wall) or surface-mounted (just 35 mm protrusion from the wall) variants. Dimensions (LxHxD): 100 x 90 x 35 mm.  
*Also available in versions: White RAL9016 (UT8010W) and Black RAL9005 (UT8010B).*



**ULTRA REMOTE CAMERA AUDIO MODULE, SIMPLEBUS 1**  
Audio module designed for connection of an analogue remote camera with PAL standard for Ultra entrance panel, Simplebus 1 system. To be used in systems with power supply unit art. 1595 and art. 4888C. Easy to install and simple to configure, thanks to the smart programming of call buttons. Twilight sensor for automatic nameplate backlighting power-off during daytime hours. Omnidirectional digital microphone and dual loudspeaker for high-fidelity audio. Audio-visual indications for disabled individuals, assistance request can be activated via programming. Facility for 2 call buttons. To be finished with a cap, single button or double button in professional-grade plastic given an anti-yellowing and anti-dulling treatment or in aluminium. Adjustment and programming can take place without removing the module. ULTRA: the new and most technologically advanced entrance panel offering maximum ease of installation. Available in flush-mounted (10 mm protrusion from the wall) or surface-mounted (just 35 mm protrusion from the wall) variants. Dimensions (LxHxD): 100 x 90 x 35 mm.  
*Also available in versions: White RAL9016 (UT1010VCW) and Black RAL9005 (UT1010VCB).*



**ULTRA REMOTE CAMERA AUDIO MODULE, SIMPLEBUS 2**  
Audio module designed for connection of an analogue remote camera with PAL standard for Ultra entrance panel, Simplebus 2 system. To be used in systems with power supply unit art. 1210 / 1210A. Easy to install and simple to configure, thanks to the smart programming of call buttons. Twilight sensor for automatic nameplate backlighting power-off during daytime hours. Omnidirectional digital microphone and dual loudspeaker for high-fidelity audio. Audio-visual indications for disabled individuals, assistance request can be activated via programming. Facility for 2 call buttons. To be finished with a cap, single button or double button in professional-grade plastic given an anti-yellowing and anti-dulling treatment or in aluminium. Adjustment and programming can take place without removing the module. ULTRA: the new and most technologically advanced entrance panel offering maximum ease of installation. Available in flush-mounted (10 mm protrusion from the wall) or surface-mounted (just 35 mm protrusion from the wall) variants. Dimensions (LxHxD): 100 x 90 x 35 mm.  
*Also available in versions: White RAL9016 (UT2010VCW) and Black RAL9005 (UT2010VCB).*



**AUDIO/VIDEO MODULES**



**UT1020  
UT1020W  
UT1020B**

**ULTRA AUDIO/VIDEO MODULE, SIMPLEBUS 1**  
Audio/video module for Ultra entrance panel, Simplebus 1 system. To be used in systems with power supply unit art. 1595 and art. 4888C. Easy to install and simple to configure, thanks to the smart programming of call buttons. Twilight sensor for automatic nameplate backlighting power-off during daytime hours. Omnidirectional digital microphone and dual loudspeaker for high-fidelity audio. Wide-angle colour video camera (field of vision: 120° horizontal, 90° vertical) Audio/visual aids for disabled individuals that can be activated by programming. Facility for 2 call buttons. To be finished with a cap, single button or double button in professional-grade plastic given an anti-yellowing and anti-dulling treatment or in aluminium. Adjustment and programming can take place without removing the module. ULTRA: the new and most technologically advanced entrance panel offering maximum ease of installation. Available in flush-mounted (10 mm protrusion from the wall) or surface-mounted (just 35 mm protrusion from the wall) variants. Dimensions (LxHxD): 100 x 90 x 35 mm.

*Also available in versions: White RAL9016 (UT1020W) and Black RAL9005 (UT1020B).*



**UT2020  
UT2020W  
UT2020B**

**ULTRA SIMPLEBUS 2 AUDIO/VIDEO MODULE**  
Audio/video module for Ultra entrance panel, Simplebus 2 system. To be used in systems with power supply unit art. 1210 / 1210A. Easy to install and simple to configure, thanks to the smart programming of call buttons. Twilight sensor for automatic nameplate backlighting power-off during daytime hours. Omnidirectional digital microphone and dual loudspeaker for high-fidelity audio. Wide-angle colour video camera (field of vision: 120° horizontal, 90° vertical) Audio/visual aids for disabled individuals that can be activated by programming. Facility for 2 call buttons. To be finished with a cap, single button or double button in professional-grade plastic given an anti-yellowing and anti-dulling treatment or in aluminium. Adjustment and programming can take place without removing the module. ULTRA: the new and most technologically advanced entrance panel offering maximum ease of installation. Available in flush-mounted (10 mm protrusion from the wall) or surface-mounted (just 35 mm protrusion from the wall) variants. Dimensions (LxHxD): 100 x 90 x 35 mm.

*Also available in versions: White RAL9016 (UT2020W) and Black RAL9005 (UT2020B).*



**UT8020  
UT8020W  
UT8020B**

**ULTRA IP (VIP) AUDIO/VIDEO MODULE**  
Audio/video module for Ultra entrance panel, IP (VIP) system. Twilight sensor for automatic nameplate backlighting power-off during daytime hours. Omnidirectional digital microphone and dual loudspeaker for high-fidelity audio. Wide-angle colour video camera (field of vision: 160° horizontal, 90° vertical) Audio/visual aids for disabled individuals that can be activated by programming. Facility for 2 call buttons. To be finished with a cap, single button or double button in professional-grade plastic given an anti-yellowing and anti-dulling treatment or in aluminium. Adjustment and programming can take place without removing the module. ULTRA: the new and most technologically advanced entrance panel offering maximum ease of installation. Available in flush-mounted (10 mm protrusion from the wall) or surface-mounted (just 35 mm protrusion from the wall) variants. Dimensions (LxHxD): 100 x 90 x 35 mm.

*Also available in versions: White RAL9016 (UT8020W) and Black RAL9005 (UT8020B).*



**MODULES**



**UT9200**

**MODULE FOR UT9211 AND UT9212 ULTRA BUTTONS**  
Call button module for Ultra entrance panel, compatible with all systems. With facility for 8 call buttons in professional-grade plastic given an anti-yellowing and anti-dulling treatment or in aluminium. For completion with 4 single buttons art. UT9211, UT9211M, UT9211FM (4 calls), 4 double buttons art. UT9212, UT9212M, UT9212FM (8 calls) or with caps art. UT9221, UT9221M, UT9222, UT9223, UT9222M or UT9223M. Automatic nameplate backlight switch-off during daytime hours via the twilight sensor for the paired audio or audio/video module. White RAL9016 nameplate lighting. Dimensions (LxHxD): 100 x 90 x 35 mm.



**UT9201**

**MODULE FOR UT9213 AND UT9214 ULTRA BUTTONS**  
Module for large call buttons for Ultra entrance panel, compatible with all systems. Designed for 1 large single call button or for 2 double-height buttons, made using professional-grade plastic given an anti-yellowing and anti-dulling treatment. For completion with 1 large single call button art. UT9213 (1 call), 2 double-height buttons art. UT9214 (2 calls) or with caps art. UT9222, UT9223, UT9222M or UT9223M. Automatic nameplate backlight switch-off during daytime hours via the twilight sensor for the paired audio or audio/video module. White RAL9016 nameplate lighting. Dimensions (LxHxD): 100 x 90 x 35 mm.



**UT9260M**

**ULTRA DIGITAL DIRECTORY MODULE WITH DISPLAY**  
Digital directory module for Ultra entrance panel, compatible with all systems. Bluetooth connection for managing names in the directory via the installer's MyComelit app. Buttons for selecting the user and the call. Option of customising a button for direct calls to the switchboard, commercial activities, activation of an opening or a light. Features a 3.5" colour graphic display. Can be used in combination with the number keypad module (rel. 1.1.0 or higher) to directly call the user when the relevant code is known, or for the access control function with activation of the audio or audio/video module outputs and the system actuators. Dimensions (LxHxD): 100 x 90 x 35 mm.



**UT9270**

**ULTRA TOUCH SCREEN MODULE**  
Touch screen module for Ultra entrance panel, compatible with all systems. Bluetooth connection for managing names in the directory via the installer's MyComelit app. An easy-to-use graphical user interface that allows you to customise the button interface for direct calls to the switchboard, business activities (with relevant logos), activate an opening or a light, and view general messages of each block of flats. Can be used as a number keypad module to directly call the user when the relevant code is known, or for the access control function with activation of the audio or audio/video module outputs and the system actuators. 5" capacitive display with high visibility and impact-proof glass, plus theme selection (white or black). It has a Wiegand output for interfacing with access control systems. Equipped with RFID reader for activation of an opening using keys or Comelit cards. Automatic backlight regulation via the twilight sensor for the paired audio or audio/video module. Dimensions (LxHxD): 100 x 180 x 35 mm.



**UT9279M  
UT9279MW  
UT9279MB**

**ULTRA NUMBER KEYPAD MODULE**  
Module with number keypad for Ultra entrance panel, compatible with all systems. Can be used as a module to directly call the user when the relevant code is known, and for the access control function with activation of the on-board relays and the audio or audio/video module outputs and the system actuators. The access codes can be Permanent (always valid), metered (valid for a specific number of uses) or associated with a validity date. In the latter case, each code can be assigned a start date/validity end date, dual daily time band, validity days. Up to 4 different actions can be assigned to each access code. The function enabling playback for the corresponding audio message when each button is pressed can be activated. There is also an event log containing all information (codes activated, user who used them, users called, etc.) which can store up to 1275 events. It has a Wiegand output for interfacing with access control systems. Automatic button backlight switch-off during daytime hours via the twilight sensor for the paired audio or audio/video module. Anodised aluminium alloy coating. Dimensions (LxHxD): 100 x 90 x 35 mm.



**SK9000U  
SK9000UW  
SK9000UB**

**ULTRA SIMPLEKEY BASIC MODULE**  
SimpleKey Basic access control module for Ultra entrance panel, compatible with all systems. Equipped with RFID reader for opening activation using Comelit keys or cards. 1,500 storable electronic keys. Anodised aluminium alloy coating. Dimensions (LxHxD): 100 x 90 x 35 mm.



**SK9001U  
SK9001UW  
SK9001UB**

**ULTRA SIMPLEKEY ADVANCED MODULE**  
SimpleKey Advanced access control and control panel module for Ultra entrance panel, compatible with all systems. Equipped with RFID reader for opening activation using Comelit keys or cards. 1,400 storable electronic keys. Last 800 events stored. Option of creating complex multi-port systems without the need for physical connection (virtual network). Anodised aluminium alloy coating. Dimensions (LxHxD): 100 x 90 x 35 mm.























**UT9290M  
UT9290MW  
UT9290MB**

**ULTRA MODULE FOR ACCESS CONTROL READERS**  
Module designed to house third-party access control units for Ultra entrance panel. Hole 40 x 40 mm. Anodised aluminium alloy coating. Compatible with Comelit PAC panel-mounted GS3 readers. Dimensions (LxHxD): 100 x 90 x 35 mm. NOTE: you will need to check and verify the mechanical compatibility of third-party panel-mounted readers for each model!



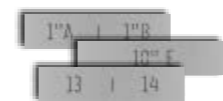
	<b>UT9310M</b>	<b>ULTRA MAGNETIC INDUCTION MODULE</b> Module with coil for hearing impaired users, for Ultra entrance panel, compatible with all systems. Allows hearing impaired users with hearing aids featuring the T function to hear the audio from the external unit. Anodised aluminium alloy front panel. Dimensions: 1 Ultra module. Dimensions: 100x90x35 mm	
	<b>UT9304M</b>	<b>ULTRA MODULE DESIGNED FOR SALTO READERS</b> Module designed to house Salto XS4 access control units (mod. WRDPOB, WRDPOJ) for Ultra entrance panel. Hole 30 x 45 mm. Anodised aluminium alloy coating. Dimensions: 1 Ultra module.	
	<b>UT9305M UT9305MB</b>	<b>BLANK ULTRA MODULE FOR THIRD-PARTY READERS</b> Blank module designed to house third-party access control units for Ultra entrance panel. Black front panel, section 60.5 x 60.5 mm. Anodised aluminium alloy coating. Dimensions (LxHxD): 100x90x35 mm NOTE: mechanical compatibility of the readers with third-party panel mounting must be checked and verified for the various models! <i>Also available in the version: Black RAL9005 (UT9306MB).</i>	
	<b>UT9306M UT9306MW UT9306MB</b>	<b>ULTRA MODULE DESIGNED FOR EKEY SLINE</b> Module designed to house the EKEY sLine digital fingerprint reader for the Ultra entrance panel. Anodised aluminium alloy coating. Dimensions: 100x90x35 mm. <i>Also available in versions: White RAL9016 (UT9306MW) and Black RAL9005 (UT9306MB).</i>	
	<b>UT9240</b>	<b>ULTRA INFO MODULE</b> Info module for Ultra entrance panel, compatible with all systems. Automatic nameplate backlight switch-off during daytime hours via the twilight sensor for the paired audio or audio/video module. White nameplate lighting. Made using polymethyl methacrylate given a treatment for resistance to UV rays while preventing yellowing and dulling. Dimensions: 1 Ultra module. Dimensions: 100x90x35 mm	
	<b>UT9240M UT9240MW UT9240MB</b>	<b>METAL ULTRA INFO MODULE</b> Metal version info module for Ultra entrance panel, compatible with all systems. Automatic backlight switch-off during daytime hours via the twilight sensor for the paired audio or audio/video module. White lighting. Made with aluminium trim to increase resistance to impact and polymethyl methacrylate treated to increase resistance to UV rays while preventing yellowing and dulling. Dimensions (LxHxD): 100 x 90 x 35 mm. <i>Also available in versions: White RAL9016 (UT9240MW) and Black RAL9005 (UT9240MB).</i>	
	<b>UT9230M UT9230MW UT9230MB</b>	<b>ULTRA FULL METAL BLANK MODULE</b> Full Metal version blank module for Ultra entrance panels. Anodised aluminium alloy coating. Dimensions (LxHxD): 100 x 90 x 35 mm. <i>Also available in versions: White RAL9016 (UT9230MW) and Black RAL9005 (UT9230MB).</i>	
<b>BUTTONS</b>			
	<b>UT9211</b>	<b>SINGLE ULTRA BUTTON</b> Single button for Ultra entrance panel. Made using polymethyl methacrylate given a treatment for resistance to UV rays while preventing yellowing and dulling. Double nameplate (blank and with chime symbol) supplied. Easy nameplate replacement.	
	<b>UT9212</b>	<b>DOUBLE ULTRA BUTTON</b> Double button for Ultra entrance panel. Made using polymethyl methacrylate given a treatment for resistance to UV rays while preventing yellowing and dulling. Double nameplate (blank and with chime symbol) supplied. Easy nameplate replacement.	
	<b>UT9213</b>	<b>SINGLE ULTRA WIDE BUTTON</b> Single wide button for Ultra entrance panel. For use with push-button module art. UT9201. Made using polymethyl methacrylate given a treatment for resistance to UV rays while preventing yellowing and dulling. Double nameplate (blank and with chime symbol) supplied. Easy nameplate replacement.	

	<b>UT9214</b>	<b>DOUBLE-HEIGHT ULTRA PUSH-BUTTON</b> Double-height button for Ultra entrance panel. For use with push-button module art. UT9201. Made using polymethyl methacrylate given a treatment for resistance to UV rays while preventing yellowing and dulling. Double nameplate (blank and with chime symbol) supplied. Easy nameplate replacement.	
	<b>UT9211M UT9211MW UT9211MB</b>	<b>SINGLE METAL ULTRA BUTTON</b> Metal version single button for Ultra entrance panel. Made with aluminium trim to increase resistance to impact and polymethyl methacrylate treated to increase resistance to UV rays while preventing yellowing and dulling. Double nameplate (blank and with chime symbol) supplied. Easy nameplate replacement. <i>Also available in versions: White RAL9016 (UT9211MW) and Black RAL9005 (UT9211MB)</i>	
	<b>UT9212M UT9212MW UT9212MB</b>	<b>DOUBLE METAL ULTRA BUTTON</b> Metal version double button for Ultra entrance panel. Made with aluminium trim to increase resistance to impact and polymethyl methacrylate treated to increase resistance to UV rays while preventing yellowing and dulling. Double nameplate (blank and with divider symbol) supplied. Easy nameplate replacement. <i>Also available in versions: White RAL9016 (UT9212MW) and Black RAL9005 (UT9212MB)</i>	
	<b>UT9211FM</b>	<b>SINGLE FULL METAL ULTRA BUTTON</b> Full Metal version single button for Ultra entrance panel. Made with aluminium coating to increase resistance to impact and polymethyl methacrylate treated to increase resistance to UV rays while preventing yellowing and dulling.	
	<b>UT9212FM</b>	<b>DOUBLE FULL METAL ULTRA BUTTON</b> Full Metal version double button for Ultra entrance panel. Made with aluminium coating to increase resistance to impact and polymethyl methacrylate treated to increase resistance to UV rays while preventing yellowing and dulling.	
	<b>UT9221</b>	<b>PLASTIC ULTRA CAP</b> Cap for Ultra entrance panel. Made using polymethyl methacrylate given a treatment for resistance to UV rays while preventing yellowing and dulling.	
	<b>UT9221M UT9221MW UT9221MB</b>	<b>ULTRA FULL METAL CAP</b> Full Metal version cap for Ultra entrance panel. Made with aluminium coating to increase resistance to impact and polymethyl methacrylate treated to increase resistance to UV rays while preventing yellowing and dulling. <i>Also available in versions: White RAL9016 (UT9221MW) and Black RAL9005 (UT9221MB).</i>	
	<b>UT9222</b>	<b>ULTRA DOUBLE-HEIGHT PLASTIC CAP</b> Double-height cap for Ultra entrance panel. Made using polymethyl methacrylate given a treatment for resistance to UV rays while preventing yellowing and dulling.	
	<b>UT9222M</b>	<b>ULTRA DOUBLE-HEIGHT FULL METAL CAP</b> Double-height, Full Metal version cap for Ultra entrance panel. Made with aluminium coating to increase resistance to impact and polymethyl methacrylate treated to increase resistance to UV rays while preventing yellowing and dulling.	
	<b>UT9223</b>	<b>ULTRA TRIPLE-HEIGHT PLASTIC CAP</b> Triple-height cap for Ultra entrance panel. Made using polymethyl methacrylate given a treatment for resistance to UV rays while preventing yellowing and dulling.	



	<b>UT9223M</b>	<b>ULTRA TRIPLE-HEIGHT FULL METAL CAP</b> Triple-height, Full Metal version cap for Ultra entrance panel. Made with aluminium coating to increase resistance to impact and polymethyl methacrylate treated to increase resistance to UV rays while preventing yellowing and dulling.	
	<b>UT9211FM/LM</b>	<b>ULTRA SINGLE FULL METAL LIGHT-ME BUTTON</b> Full-Metal version of the single button for Ultra entrance panel with bulb symbol (for Light-Me function), engraved text and backlighting. Made with aluminium coating to increase resistance to impact and polymethyl methacrylate treated to increase resistance to UV rays while preventing yellowing and dulling.	
	<b>UT9211FM/S</b>	<b>ULTRA FULL METAL SINGLE BUTTON - SECURITY</b> Full Metal single button for Ultra entrance panel with engraved and backlit "Security" text. Made with an aluminium coating to increase resistance to impact and polymethyl methacrylate treated to increase resistance to UV rays while preventing yellowing and dulling.	
	<b>UT9211FM/Q</b>	<b>ULTRA FULL METAL SINGLE BUTTON - QR CODE</b> Full Metal single button for Ultra entrance panel with engraved and backlit "Press here to scan QR code" text. Made with an aluminium coating to increase resistance to impact and polymethyl methacrylate treated to increase resistance to UV rays while preventing yellowing and dulling.	
	<b>UT9212FM/GQ</b>	<b>DOUBLE FULL METAL GUARDHOUSE BUTTON - ULTRA QR CODE</b> Full metal double button for Ultra entrance panel with engraved and backlit "Press here to scan QR code" and "Guardhouse" text. Made with an aluminium coating to increase resistance to impact and polymethyl methacrylate treated to increase resistance to UV rays while preventing yellowing and dulling.	
	<b>UT9211FM/GH</b>	<b>ULTRA FULL METAL SINGLE BUTTON - GUARDHOUSE</b> Full Metal version single button for Ultra entrance panel with engraved "GUARDHOUSE" text and backlighting. Made with an aluminium coating to increase resistance to impact and polymethyl methacrylate treated to increase resistance to UV rays while preventing yellowing and dulling.	
	<b>UT9211FM/BE</b>	<b>FULL METAL SINGLE BUTTON, ULTRA BELL</b> Full Metal version single button for Ultra entrance panel with engraved bell symbol and backlighting. Made with aluminium coating to increase resistance to impact and polymethyl methacrylate treated to increase resistance to UV rays while preventing yellowing and dulling.	
	<b>UT9211FM/CO</b>	<b>ULTRA FULL METAL SINGLE BUTTON - CONCIERGE</b> Full-Metal version of the single button for Ultra entrance panel with "CONCIERGE" engraved text and backlighting. Made with an aluminium coating to increase resistance to impact and polymethyl methacrylate treated to increase resistance to UV rays while preventing yellowing and dulling.	

**PRE-ENGRAVED FULL METAL BUTTONS**



\*Full Metal buttons can be customised on request.  
*Check availability at [pro.comelitgroup.com](http://pro.comelitgroup.com)*

<b>UT9212FM/12</b> Engraving: 1-2	<b>UT9212FM/5PAB</b> Engraving: 5°A - 5°B
<b>UT9212FM/34</b> Engraving: 3-4	<b>UT9212FM/6PAB</b> Engraving: 6°A - 6°B
<b>UT9212FM/56</b> Engraving: 5-6	<b>UT9212FM/7PAB</b> Engraving: 7°A - 7°B
<b>UT9212FM/78</b> Engraving: 7-8	<b>UT9212FM/8PAB</b> Engraving: 8°A - 8°B
<b>UT9212FM/910</b> Engraving: 9-10	<b>UT9212FM/9PAB</b> Engraving: 9°A - 9°B
<b>UT9212FM/1112</b> Engraving: 11-12	<b>UT9212FM/10PAB</b> Engraving: 10°A - 10°B
<b>UT9212FM/1314</b> Engraving: 13-14	<b>UT9212FM/11PAB</b> Engraving: 11°A - 11°B
<b>UT9212FM/1516</b> Engraving: 15-16	<b>UT9212FM/12PAB</b> Engraving: 12°A - 12°B
<b>UT9212FM/1718</b> Engraving: 17-18	<b>UT9212FM/1PCD</b> Engraving: 1°C - 1°D
<b>UT9212FM/1920</b> Engraving: 19-20	<b>UT9212FM/2PCD</b> Engraving: 2°C - 2°D
<b>UT9212FM/2122</b> Engraving: 21-22	<b>UT9212FM/3PCD</b> Engraving: 3°C - 3°D
<b>UT9212FM/2324</b> Engraving: 23-24	<b>UT9212FM/4PCD</b> Engraving: 4°C - 4°D
<b>UT9212FM/2526</b> Engraving: 25-26	<b>UT9212FM/5PCD</b> Engraving: 5°C - 5°D
<b>UT9212FM/2728</b> Engraving: 27-28	<b>UT9212FM/6PCD</b> Engraving: 6°C - 6°D
<b>UT9212FM/2930</b> Engraving: 29-30	<b>UT9212FM/7PCD</b> Engraving: 7°C - 7°D
<b>UT9212FM/3132</b> Engraving: 31-32	<b>UT9212FM/8PCD</b> Engraving: 8°C - 8°D
<b>UT9212FM/1PAB</b> Engraving: 1°A - 1°B	<b>UT9212FM/9PCD</b> Engraving: 9°C - 9°D
<b>UT9212FM/2PAB</b> Engraving: 2°A - 2°B	<b>UT9212FM/10PCD</b> Engraving: 10°C - 10°D
<b>UT9212FM/3PAB</b> Engraving: 3°A - 3°B	<b>UT9212FM/11PCD</b> Engraving: 11°C - 11°D
<b>UT9212FM/4PAB</b> Engraving: 4°A - 4°B	<b>UT9212FM/12PCD</b> Engraving: 12°C - 12°D

**CUSTOMISED NAMEPLATES**

Follow these simple steps to request a custom engraving.



Scan the QR code and visit the dedicated page.



Download and fill in the document



Send the document to a local Comelit representative



The Comelit representative will provide you with the purchase details



Place order with wholesaler

PRODUCT CATALOGUE

GUIDE TO VIDEO ENTRY TECHNOLOGY

NEW PRODUCTS

INTRODUCTION

**VIDEO DOOR ENTRY**

**FLUSH-MOUNTED ACCESSORIES**



**UT9161  
UT9161W  
UT9161B**

**FLUSH-MOUNTED FRAME, 1 MODULE, ULTRA**

1-module flush-mounted frame for Ultra entrance panel, colour silver RAL9006. Consists of a metal support that secures the modules without using screws and with a finishing frame in die-cast aluminium given a cathoporesis treatment to increase its resistance to chemical and environmental corrosion, including damage from UV rays. 10 mm protrusion from the wall. It can be used on flush-mounted boxes Art. 3110/1 and 3110/1A with the option of placing several modules side by side horizontally. Dimensions (LxHxD): 125.5 x 136 x 35 mm.

*Also available in versions: White RAL9016 (UT9161W) and Black RAL9005 (UT9161B).*



**UT9162  
UT9162W  
UT9162B**

**FLUSH-MOUNTED FRAME, 2 MODULES, ULTRA**

2-module flush-mounted frame for Ultra entrance panel, colour silver RAL9006. Consists of a metal support that secures the modules without using screws and with a finishing frame in die-cast aluminium given a cathoporesis treatment to increase its resistance to chemical and environmental corrosion, including damage from UV rays. 10 mm protrusion from the wall. It can be used on flush-mounted boxes Art. 3110/2 and 3110/2A with the option of placing several modules side by side horizontally. Dimensions (LxHxD): 125.5 x 226.5 x 35 mm.

*Also available in versions: White RAL9016 (UT9162W) and Black RAL9005 (UT9162B).*



**UT9163  
UT9163W  
UT9163B**

**FLUSH-MOUNTED FRAME, 3 MODULES, ULTRA**

3-module flush-mounted frame for Ultra entrance panel, colour silver RAL9006. Consists of a metal support that secures the modules without using screws and with a finishing frame in die-cast aluminium given a cathoporesis treatment to increase its resistance to chemical and environmental corrosion, including damage from UV rays. 10 mm protrusion from the wall. It can be used on flush-mounted boxes Art. 3110/3 and 3110/3A with the option of placing several modules side by side horizontally. Dimensions (LxHxD): 125.5 x 317.5 x 35 mm.

*Also available in versions: White RAL9016 (UT9163W) and Black RAL9005 (UT9163B).*



**UT9164  
UT9164W  
UT9164B**

**FLUSH-MOUNTED FRAME, 4 MODULES, ULTRA**

4-module flush-mounted frame for Ultra entrance panel, colour silver RAL9006. Consists of a metal support that secures the modules without using screws and with a finishing frame in die-cast aluminium given a cathoporesis treatment to increase its resistance to chemical and environmental corrosion, including damage from UV rays. 10 mm protrusion from the wall. It can be used on flush-mounted boxes art. 3110/4 and 3110/4A with the option of placing several modules side by side horizontally. Dimensions (LxHxD): 125.5 x 408 x 35 mm.

*Also available in versions: White RAL9016 (UT9164W) and Black RAL9005 (UT9164B).*



**UT9181  
UT9181W  
UT9181B**

**FLUSH-MOUNTED RAIN SHIELD, 1 MODULE, ULTRA**

Rain shield for flush-mounted frames, 1 module, for Ultra entrance panel. Made of grey-coloured anodised aluminium. Dimensions (LxHxD): 132 x 141 x 32 mm.

*Also available in versions: White RAL9016 (UT9181W) and Black RAL9005 (UT9181B).*



**UT9182  
UT9182W  
UT9182B**

**FLUSH-MOUNTED RAIN SHIELD, 2 MODULES, ULTRA**

Rain shield for flush-mounted frames, 2 modules, for Ultra entrance panel. Made of grey-coloured anodised aluminium. Dimensions (LxHxD): 132 x 232 x 32 mm.

*Also available in versions: White RAL9016 (UT9182W) and Black RAL9005 (UT9182B).*



**UT9183  
UT9183W  
UT9183B**

**FLUSH-MOUNTED RAIN SHIELD, 3 MODULES, ULTRA**

Rain shield for flush-mounted frames, 3 modules, for Ultra entrance panel. Made of grey-coloured anodised aluminium. Dimensions (LxHxD): 132 x 322 x 32 mm.

*Also available in versions: White RAL9016 (UT9183W) and Black RAL9005 (UT9183B).*



**UT9184  
UT9184W  
UT9184B**

**FLUSH-MOUNTED RAIN SHIELD, 4 MODULES, ULTRA**

Rain shield for flush-mounted frames, 4 modules, for Ultra entrance panel. Made of grey-coloured anodised aluminium. Dimensions (LxHxD): 132 x 413 x 32 mm.

*Also available in versions: White RAL9016 (UT9184W) and Black RAL9005 (UT9184B).*



**UT9184H**

**FLUSH-MOUNTED RAIN SHIELD, 2X2 MODULES, ULTRA**

Rain shield for flush-mounted frame, 4 modules (2 supports of 2 side-by-side modules), for Ultra entrance panel. Made of grey-coloured anodised aluminium. Dimensions (LxHxD): 259 x 232 x 32 mm.



**UT9186**

**FLUSH-MOUNTED RAIN SHIELD, 6 MODULES, ULTRA**

Rain shield for flush-mounted frame, 6 modules (2 supports of 3 side-by-side modules), for Ultra entrance panel. Made of grey-coloured anodised aluminium. Dimensions (LxHxD): 259 x 322 x 32 mm.



**UT9188**

**FLUSH-MOUNTED RAIN SHIELD, 8 MODULES, ULTRA**

Rain shield for flush-mounted frame, 8 modules (2 supports of 4 side-by-side modules), for Ultra entrance panel. Made of grey-coloured anodised aluminium. Dimensions (LxHxD): 259 x 413 x 32 mm.



**UT9189**

**FLUSH-MOUNTED RAIN SHIELD, 9 MODULES, ULTRA**

Rain shield for flush-mounted frame, 9 modules (3 supports of 3 side-by-side modules), for Ultra entrance panel. Made of grey-coloured anodised aluminium. Dimensions (LxHxD): 386 x 322 x 32 mm.



**31141**

**FLUSH-MOUNTED FINISHING FRAME, 1 MODULE, FOR ENTRANCE PANELS**

Natural anodised aluminium finishing frame, 1 module. Dimensions (LxHxD): 149 x 149 x 3 mm.



**31142**

**FLUSH-MOUNTED FINISHING FRAME, 2 MODULES, FOR ENTRANCE PANELS**

Natural anodised aluminium finishing frame, 2 modules. Dimensions (LxHxD): 149 x 239 x 3 mm.



**31143**

**FLUSH-MOUNTED FINISHING FRAME, 3 MODULES, FOR ENTRANCE PANELS**

Natural anodised aluminium finishing frame, 3 modules. Dimensions (LxHxD): 149 x 329 x 3 mm.



**31144L**

**FLUSH-MOUNTED FINISHING FRAME, 4 MODULES, FOR ENTRANCE PANELS**

Natural anodised aluminium finishing frame, 4 modules. Dimensions (LxHxD): 149 x 419 x 3 mm.



**31144**

**FLUSH-MOUNTED FINISHING FRAME, 2X2 MODULES, FOR ENTRANCE PANELS**

Natural anodised aluminium finishing frame, 4 modules (for 2 supports of 2 side-by-side modules). Dimensions (LxHxD): 276 x 239 x 3 mm.



**31146**

**FLUSH-MOUNTED FINISHING FRAME, 2X3 MODULES, FOR ENTRANCE PANELS**

Natural anodised aluminium finishing frame, 6 modules (for 2 supports of 3 side-by-side modules). Dimensions (LxHxD): 276 x 329 x 3 mm.












**31149**
















**FLUSH-MOUNTED FINISHING FRAME, 3X3 MODULES, FOR ENTRANCE PANELS**

Natural anodised aluminium finishing frame, 9 modules (for 3 supports of 3 side-by-side modules). Dimensions (LxHxD): 403 x 329 x 3 mm.




























	<b>3110/1A</b>	<b>FLUSH-MOUNTED BOX, 1 MODULE, FOR ENTRANCE PANELS</b> Flush-mounted box for 1-module outdoor entrance panels. Can also be installed on plasterboard walls (using optional accessories). Dimensions (LxHxD): 123.5 x 122.5 x 50 mm.	 
	<b>3110/2A</b>	<b>FLUSH-MOUNTED BOX, 2 MODULES, FOR ENTRANCE PANELS</b> Flush-mounted box for 2-module outdoor entrance panels. Can also be installed on plasterboard walls (using optional accessories). Dimensions (LxHxD): 123.5 x 212.5 x 50 mm.	 
	<b>3110/3A</b>	<b>FLUSH-MOUNTED BOX, 3 MODULES, FOR ENTRANCE PANELS</b> Flush-mounted box for 3-module outdoor entrance panels. Can also be installed on plasterboard walls (using optional accessories). Dimensions (LxHxD): 123.5 x 302.5 x 50 mm.	 
	<b>3110/4A</b>	<b>FLUSH-MOUNTED BOX, 4 MODULES, FOR ENTRANCE PANELS</b> Flush-mounted box for 4-module outdoor entrance panels. Can also be installed on plasterboard walls (using optional accessories). Dimensions (LxHxD): 123.5 x 392.5 x 50 mm.	 
















**SURFACE-MOUNTED ACCESSORIES**

	<b>UT9171</b> <b>UT9171W</b> <b>UT9171B</b>	<b>SURFACE-MOUNTED HOUSING, 1 MODULE, ULTRA</b> 1-module surface-mounted housing for Ultra entrance panel, colour silver RAL9006. Consists of a metal support that secures the modules without using screws and with a finishing frame in die-cast aluminium given a cataphoresis treatment to increase its resistance to chemical and environmental corrosion, including damage from UV rays. Just 35 mm protrusion from the wall. Dimensions (LxHxD): 110 x 107 x 35 mm. <i>Also available in versions: White RAL9016 (UT9171W) and Black RAL9005 (UT9171B).</i>	 
	<b>UT9172</b> <b>UT9172W</b> <b>UT9172B</b>	<b>SURFACE-MOUNTED HOUSING, 2 MODULES, ULTRA</b> 2-module surface-mounted housing for Ultra entrance panel, colour silver RAL9006. Consists of a metal support that secures the modules without using screws and with a finishing frame in die-cast aluminium given a cataphoresis treatment to increase its resistance to chemical and environmental corrosion, including damage from UV rays. Just 35 mm protrusion from the wall. Dimensions (LxHxD): 110 x 198 x 35 mm. <i>Also available in versions: White RAL9016 (UT9172W) and Black RAL9005 (UT9172B).</i>	 
	<b>UT9173</b> <b>UT9173W</b> <b>UT9173B</b>	<b>SURFACE-MOUNTED HOUSING, 3 MODULES, ULTRA</b> 3-module surface-mounted housing for Ultra entrance panel, colour silver RAL9006. Consists of a metal support that secures the modules without using screws and with a finishing frame in die-cast aluminium given a cataphoresis treatment to increase its resistance to chemical and environmental corrosion, including damage from UV rays. Just 35 mm protrusion from the wall. Dimensions (LxHxD): 110 x 289 x 35 mm. <i>Also available in versions: White RAL9016 (UT9173W) and Black RAL9005 (UT9173B).</i>	 
	<b>UT9174</b> <b>UT9174W</b> <b>UT9174B</b>	<b>SURFACE-MOUNTED HOUSING, 4 MODULES, ULTRA</b> 4-module surface-mounted housing for Ultra entrance panel, colour silver RAL9006. Consists of a metal support that secures the modules without using screws and with a finishing frame in die-cast aluminium given a cataphoresis treatment to increase its resistance to chemical and environmental corrosion, including damage from UV rays. Just 35 mm protrusion from the wall. Dimensions (LxHxD): 110 x 380 x 35 mm. <i>Also available in versions: White RAL9016 (UT9174W) and Black RAL9005 (UT9174B).</i>	 
	<b>UT9174H</b>	<b>SURFACE-MOUNTED HOUSING, 2X2 MODULES, ULTRA</b> 4-module surface-mounted housing (2 supports of 2 side-by-side modules) for Ultra entrance panel, colour silver RAL9006. Consists of a metal support that secures the modules without using screws and with a finishing frame in die-cast aluminium given a cataphoresis treatment to increase its resistance to chemical and environmental corrosion, including damage from UV rays. Just 35 mm protrusion from the wall. The cable for connecting the modules side by side is supplied. Dimensions (LxHxD): 221 x 198 x 35 mm.	 













	<b>UT9176</b>	<b>SURFACE-MOUNTED HOUSING, 6 MODULES, ULTRA</b> 6-module surface-mounted housing (2 supports of 3 side-by-side modules) for Ultra entrance panel, colour silver RAL9006. Consists of a metal support that secures the modules without using screws and with a finishing frame in die-cast aluminium given a cataphoresis treatment to increase its resistance to chemical and environmental corrosion, including damage from UV rays. Just 35 mm protrusion from the wall. The cable for connecting the modules side by side is supplied. Dimensions (LxHxD): 221 x 289 x 35 mm.	 
	<b>UT9178</b>	<b>SURFACE-MOUNTED HOUSING, 8 MODULES, ULTRA</b> 8-module surface-mounted housing (2 supports of 4 side-by-side modules) for Ultra entrance panel, colour silver RAL9006. Consists of a metal support that secures the modules without using screws and with a finishing frame in die-cast aluminium given a cataphoresis treatment to increase its resistance to chemical and environmental corrosion, including damage from UV rays. Just 35 mm protrusion from the wall. The cable for connecting the modules side by side is supplied. Dimensions (LxHxD): 221 x 380 x 35 mm.	 
	<b>UT9179</b>	<b>SURFACE-MOUNTED HOUSING, 9 MODULES, ULTRA</b> 9-module surface-mounted housing (3 supports of 3 side-by-side modules) for Ultra entrance panel, colour silver RAL9006. Consists of a metal support that secures the modules without using screws and with a finishing frame in die-cast aluminium given a cataphoresis treatment to increase its resistance to chemical and environmental corrosion, including damage from UV rays. Just 35 mm protrusion from the wall. The cable for connecting the modules side by side is supplied. Dimensions (LxHxD): 332 x 289 x 35 mm.	 
	<b>3649/1</b>	<b>HOUSING FOR 45° ENTRANCE PANEL TILT, 1 MODULE</b> Housing for 45° tilt of Ultra, Powercom, Ikall and Ikall Metal 1-module outdoor entrance panels. Dimensions (LxHxD): 183 x 130 x 100 mm.	 
	<b>3649/2</b>	<b>HOUSING FOR 45° ENTRANCE PANEL TILT, 2 MODULES</b> Housing for 45° tilt of Ultra, Powercom, Ikall and Ikall Metal 2-module outdoor entrance panels. Dimensions (LxHxD): 183 x 242 x 100 mm.	 
	<b>3649/3</b>	<b>HOUSING FOR 45° ENTRANCE PANEL TILT, 3 MODULES</b> Housing for 45° tilt of Ultra, Powercom, Ikall and Ikall Metal 3-module outdoor entrance panels. Dimensions (LxHxD): 183 x 354 x 100 mm.	 
	<b>UT9191</b> <b>UT9191W</b> <b>UT9191B</b>	<b>SURFACE-MOUNTED RAIN SHIELD, 1 MODULE, ULTRA</b> Rain shield for surface-mounted housing, 1 module, for Ultra entrance panel. Made of grey-coloured anodised aluminium. Dimensions (LxHxD): 116 x 112 x 57 mm. <i>Also available in versions: White RAL9016 (UT9191W) and Black RAL9005 (UT9191B).</i>	 
	<b>UT9192</b> <b>UT9192W</b> <b>UT9192B</b>	<b>SURFACE-MOUNTED RAIN SHIELD, 2 MODULES, ULTRA</b> Rain shield for surface-mounted housing, 2 modules, for Ultra entrance panel. Made of grey-coloured anodised aluminium. Dimensions (LxHxD): 116 x 203 x 57 mm. <i>Also available in versions: White RAL9016 (UT9192W) and Black RAL9005 (UT9192B).</i>	 
	<b>UT9193</b> <b>UT9193W</b> <b>UT9193B</b>	<b>SURFACE-MOUNTED RAIN SHIELD, 3 MODULES, ULTRA</b> Rain shield for surface-mounted housing, 3 modules, for Ultra entrance panel. Made of grey-coloured anodised aluminium. Dimensions (LxHxD): 116 x 293 x 57 mm. <i>Also available in versions: White RAL9016 (UT9193W) and Black RAL9005 (UT9193B).</i>	 
	<b>UT9194</b> <b>UT9194W</b> <b>UT9194B</b>	<b>SURFACE-MOUNTED RAIN SHIELD, 4 MODULES, ULTRA</b> Rain shield for surface-mounted housing, 4 modules, for Ultra entrance panel. Made of grey-coloured anodised aluminium. Dimensions (LxHxD): 116 x 385 x 57 mm. <i>Also available in versions: White RAL9016 (UT9194W) and Black RAL9005 (UT9194B).</i>	 



	<b>UT9194H</b>	<b>SURFACE-MOUNTED RAIN SHIELD, 2X2 MODULES, ULTRA</b> Rain shield for surface-mounted housing, 4 modules (2 supports of 2 side-by-side modules), for Ultra entrance panel. Made of grey-coloured anodised aluminium. Dimensions (LxHxD): 227 x 203 x 57 mm.	 
	<b>UT9196</b>	<b>SURFACE-MOUNTED RAIN SHIELD, 6 MODULES, ULTRA</b> Rain shield for surface-mounted housing, 6 modules (2 supports of 3 side-by-side modules), for Ultra entrance panel. Made of grey-coloured anodised aluminium. Dimensions (LxHxD): 227 x 293 x 57 mm.	 
	<b>UT9198</b>	<b>SURFACE-MOUNTED RAIN SHIELD, 8 MODULES, ULTRA</b> Rain shield for surface-mounted housing, 8 modules (2 supports of 4 side-by-side modules), for Ultra entrance panel. Made of grey-coloured anodised aluminium. Dimensions (LxHxD): 227 x 385 x 57 mm.	 
	<b>UT9199</b>	<b>SURFACE-MOUNTED RAIN SHIELD, 9 MODULES, ULTRA</b> Rain shield for surface-mounted housing, 9 modules (3 supports of 3 side-by-side modules), for Ultra entrance panel. Made of grey-coloured anodised aluminium. Dimensions (LxHxD): 338 x 293 x 57 mm.	 
	<b>3639/0</b>	<b>STAND FOR SURFACE-MOUNTED ENTRANCE PANELS, HEIGHT 170 CM</b> Stand for surface-mounted Ultra, Powercom, Ikall and Ikall Metal outdoor entrance panels. Dimensions (LxHxD): 18x170x7.5 cm.	 
	<b>3639/1</b>	<b>STAND FOR 1-MODULE ENTRANCE PANELS, HEIGHT 170 CM</b> Stand for 1-module Ultra, Powercom, Ikall and Ikall Metal outdoor entrance panels. Dimensions (LxHxD): 18x170x7.5 cm.	 
	<b>3639/2</b>	<b>STAND FOR 2-MODULE ENTRANCE PANELS, HEIGHT 170 CM</b> Stand for 2-module Ultra, Powercom, Ikall and Ikall Metal outdoor entrance panels. Dimensions (LxHxD): 18x170x7.5 cm.	 
	<b>3639/3</b>	<b>STAND FOR 3-MODULE ENTRANCE PANELS, HEIGHT 170 CM</b> Stand for 3-module Ultra, Powercom, Ikall and Ikall Metal outdoor entrance panels. Dimensions (LxHxD): 18x170x7.5 cm.	 
	<b>3639/4</b>	<b>STAND FOR 4-MODULE ENTRANCE PANELS, HEIGHT 170 CM</b> Stand for 4-module Ultra, Powercom, Ikall and Ikall Metal outdoor entrance panels. Dimensions (LxHxD): 18x170x7.5 cm.	 
	<b>3640/0</b>	<b>STAND FOR SURFACE-MOUNTED ENTRANCE PANELS, HEIGHT 117 CM</b> Stand for surface-mounted Ultra, Powercom, Ikall and Ikall Metal outdoor entrance panels. Dimensions (LxHxD): 18 x 117 x 7.5 cm.	 
	<b>3640/1</b>	<b>STAND FOR 1-MODULE ENTRANCE PANELS, HEIGHT 117 CM</b> Stand for 1-module Ultra, Powercom, Ikall and Ikall Metal outdoor entrance panels. Dimensions (LxHxD): 18 x 117 x 7.5 cm.	 

	<b>3640/2</b>	<b>STAND FOR 2-MODULE ENTRANCE PANELS, HEIGHT 117 CM</b> Stand for 2-module Ultra, Powercom, Ikall and Ikall Metal outdoor entrance panels. Dimensions (LxHxD): 18 x 117 x 7.5 cm.	 
	<b>3640/3</b>	<b>STAND FOR 3-MODULE ENTRANCE PANELS, HEIGHT 117 CM</b> Stand for 3-module Ultra, Powercom, Ikall and Ikall Metal outdoor entrance panels. Dimensions (LxHxD): 18 x 117 x 7.5 cm.	 
	<b>3640/4</b>	<b>STAND FOR 4-MODULE ENTRANCE PANELS, HEIGHT 117 CM</b> Stand for 4-module Ultra, Powercom, Ikall and Ikall Metal outdoor entrance panels. Dimensions (LxHxD): 18 x 117 x 7.5 cm.	 
	<b>UT9141</b>	<b>ULTRA ADAPTER PLATE FOR 1-MODULE BOXES</b> Plate used to install Ultra series surface-mounted entrance panels in 1-module flush-mounted boxes made by leading competitors. Made of grey-coloured anodised aluminium. Dimensions (LxHxD): 140 x 139 x 3 mm.	 
	<b>UT9142</b>	<b>ULTRA ADAPTER PLATE FOR 2-MODULE BOXES</b> Plate used to install Ultra series surface-mounted outdoor entrance panels in 2-module flush-mounted boxes made by leading competitors. Made of grey-coloured anodised aluminium. Dimensions (LxHxD): 140 x 229 x 3 mm.	 
	<b>UT9143</b>	<b>ULTRA ADAPTER PLATE FOR 3-MODULE BOXES</b> Plate used to install Ultra series surface-mounted outdoor entrance panels in 3-module flush-mounted boxes made by leading competitors. Made of grey-coloured anodised aluminium. Dimensions (LxHxD): 140 x 320 x 3 mm.	 
	<b>UT9144</b>	<b>ULTRA ADAPTER PLATE FOR 4-MODULE BOXES</b> Plate used to install Ultra series surface-mounted outdoor entrance panels units in 4-module flush-mounted boxes made by leading competitors. Made of grey-coloured anodised aluminium. Dimensions (LxHxD): 140 x 410 x 3 mm.	 

**ACCESSORIES**

	<b>UT9110</b>	<b>ULTRA NAMEPLATE LABEL SHEETS</b> The kit contains 5 sheets of pre-cut adhesive labels for nameplates and 1 sheet for info modules. To print, use the editable .pdf file which is available to download free of charge from the website <a href="http://pro.comelitgroup.com">pro.comelitgroup.com</a> .	 
	<b>UT9331</b>	<b>THIRD-PARTY PLATE ADAPTER. 1 ULTRA MODULE</b> Adapter for mounting 1 flush-mounted Ultra module on third-party plates from the rear. The thickness of the plate can vary between 1.5 and 3 mm. The adapter is ready to be installed on 2.5 mm thick plates. Dimensions (LxHxD): 138 x 150 x 37 mm.	 
	<b>UT9332</b>	<b>THIRD-PARTY PLATE ADAPTER. 2 ULTRA MODULES</b> Adapter for mounting 2 Ultra modules, flush-mounted, on third-party plates from the rear. The thickness of the plate can vary between 1.5 and 3 mm. The adapter is ready to be installed on 2.5 mm thick plates. Dimensions (LxHxD): 138 x 240.7 x 37 mm.	 
	<b>UT9333</b>	<b>THIRD-PARTY PLATE ADAPTER. 3 ULTRA MODULES</b> Adapter for mounting 3 Ultra modules, flush-mounted, on third-party plates from the rear. The thickness of the plate can vary between 1.5 and 3 mm. The adapter is ready to be installed on 2.5 mm thick plates. Dimensions (LxHxD): 138 x 331.4 x 37 mm.	 





**UT9334**

**THIRD-PARTY PLATE ADAPTER. 4 ULTRA MODULES**

Adapter for securing 4 flush-mounted Ultra modules to third-party entrance panels from the rear. The thickness of the plate can vary between 1.5 and 3 mm. The adapter is ready to be installed on 2.5 mm thick plates. Dimensions (LxHxD): 138 x 422 x 37 mm.



**UT9331P**

**PLASTERBOARD FIXING KIT. 1 ULTRA MODULE**

Kit for installing the 1-module Ultra entrance panel on plasterboard walls.



**UT9332P**

**PLASTERBOARD FIXING KIT. 2 ULTRA MODULES**

Kit for installing the 2-module Ultra entrance panel on plasterboard walls.



**UT9333P**

**PLASTERBOARD FIXING KIT. 3 ULTRA MODULES**

Kit for installing the 3-module Ultra entrance panel on plasterboard walls.



**UT9334P**

**PLASTERBOARD FIXING KIT. 4 ULTRA MODULES**

Kit for installing the 4-module Ultra entrance panel on plasterboard walls.



**UT9333G**

**GLASS INSTALLATION KIT. 3 ULTRA MODULES**

Kit for installing the 3-module Ultra entrance panel on glass walls.



**BASIC INSTALLATION KIT**



**UT8090**

**ULTRA VIP VIDEO+TOUCH COMPLETE ENTRANCE PANEL**

Ultra series flush-mounted audio/video entrance panel with 5" touch-screen module, for IP (ViP) system. Twilight sensor for touch-screen backlighting management. Omnidirectional digital microphone and dual loudspeaker for high-fidelity audio. Wide-angle colour video camera with 160° horizontal and 90° vertical field of view. Audio-visual indications for disabled persons requesting assistance. 5" capacitive display with high-visibility, impact-resistant glass, plus white or black theme selection. Easy-to-use graphic interface, can be customised with virtual call buttons or with a number keypad to call users when the relevant code is known. Access control function with activation of audio or audio/video module outputs and system actuators. Buttons can be customised for direct calls to the switchboard, commercial activities with corresponding logos, and to display welcome messages. It has a Wiegand output for interfacing with access control systems, an RFID reader for activating an opening with keys or Comelit cards, and a Bluetooth connection. Consists of audio/video module art. UT8020, Touch module art. UT9270, frame art. UT9163 and flush-mounted box art. 3110/3A. 10 mm protrusion from the wall. Dimensions (L x H x D): 125.5x317.5x55 mm.





**ITEMS**



**IX3453**

**ENTRANCE PANEL STEELTOUCH 8. SIMPLEBUS 1**

Flush-mounted audio/video entrance panel with 8" touch-screen module for Simplebus 1 system. To be used in systems with power supply unit art. 1595 and art. 4888C. Twilight sensor for touch-screen backlighting management during daytime hours. Omnidirectional digital microphone for high-fidelity audio. Wide-angle colour video camera (field of vision: 120° horizontal, 90° vertical) with LED for night-time lighting. Audio-visual indications for disabled individuals, assistance request can be activated via programming. 8" capacitive display with high visibility and impact-proof glass, plus theme selection (white or black). Has a Wiegand output for interfacing with access control systems and an output for connecting the Comelit SimpleKey control panel. Equipped with RFID reader for activating audio or audio/video unit outputs and system actuators using Comelit keys or cards. Fitted with micro-SD card for relay configuration backup. User-friendly graphical interface, which can be customised with virtual call buttons or a numeric keypad to call the user once you know the code. You can also customise buttons for direct calls to the switchboard, business activities with related logos, and view welcome messages. Flush-mounted box supplied. Entrance panel dimensions (LxHxD): 182x342x56 mm.



**IX3454**

**ENTRANCE PANEL STEELTOUCH 8. VIP**

Flush-mounted entrance panel (fitted level with the wall) for IP system (ViP), made of AISI 316 stainless steel, 8" capacitive touch-screen with high visibility, theme selection (white or black), impact-proof glass and twilight sensor for backlighting management during daytime hours. Omnidirectional digital microphone for high-fidelity audio. Wide-angle colour video camera (field of vision: 160° horizontal, 90° vertical) with LED for night-time lighting. Audio-visual indications for people with disabilities, assistance request can be activated via programming. Approved to IK08. Has a Wiegand output for interfacing with access control systems and an output for connecting the Comelit SimpleKey control panel. Equipped with RFID reader for activating audio or audio/video unit outputs and system actuators using Comelit keys or cards. Fitted with micro-SD card for relay configuration backup. User-friendly graphical interface, which can be customised with virtual call buttons or a numeric keypad to call the user once you know the code. You can also customise buttons for direct calls to the switchboard, business activities with related logos, and view welcome messages. Fully configurable with the ViP Manager software, it is compatible with all ViP system functions and products. It allows remote updating of the name directory through the dedicated gateway art. 1456B. Flush-mounted box art. 3462/6 supplied, compatible with 3one6 series. Entrance panel dimensions (LxHxD): 182x342x3 mm.



**IX3454S**

**SURF-MNT ENTRANCE PANEL STEELTOUCH 8.VIP**

Surface-mounted entrance panel for IP system (ViP), made of AISI 316 stainless steel, 8" capacitive touch-screen with high visibility, theme selection (white or black), impact-proof glass and twilight sensor for backlighting management during daytime hours. Omnidirectional digital microphone for high-fidelity audio. Wide-angle colour video camera (field of vision: 160° horizontal, 90° vertical) with LED for night-time lighting. Audio-visual indications for people with disabilities, assistance request can be activated via programming. Approved to IK08. Has a Wiegand output for interfacing with access control systems and an output for connecting the Comelit SimpleKey control panel. Equipped with RFID reader for activating audio or audio/video unit outputs and system actuators using Comelit keys or cards. Fitted with micro-SD card for relay configuration backup. User-friendly graphical interface, which can be customised with virtual call buttons or a numeric keypad to call the user once you know the code. You can also customise buttons for direct calls to the switchboard, business activities with related logos, and view welcome messages. Fully configurable with the ViP Manager software, it is compatible with all ViP system functions and products. It allows remote updating of the name directory through the dedicated gateway art. 1456B. Flush-mounted box art. 3462/6 supplied, compatible with 3one6 series. Entrance panel dimensions (LxHxD): 182x342x56 mm.



**IX1090**

**ENTRANCE PANEL STEELTOUCH 5. SIMPLEBUS 1**

Flush-mounted audio/video entrance panel with 5" touch-screen module for Simplebus 1 system. To be used in systems with power supply unit art. 1595 and art. 4888C.

Twilight sensor for touch-screen backlighting management during daytime hours. Omnidirectional digital microphone for high-fidelity audio. Wide-angle colour video camera (field of vision: 120° horizontal, 90° vertical) with LED for night-time lighting. Audio-visual indications for disabled individuals, assistance request can be activated via programming.

5" capacitive display with high visibility and impact-proof glass, plus theme selection (white or black). Has a Wiegand output for interfacing with access control systems and an output for connecting the Comelit SimpleKey control panel. Equipped with RFID reader for activating audio or audio/video unit outputs and system actuators using Comelit keys or cards.

Fitted with micro-SD card for relay configuration backup. User-friendly graphical interface, which can be customised with virtual call buttons or a numeric keypad to call the user once you know the code. You can also customise buttons for direct calls to the switchboard, business activities with related logos, and view welcome messages.

Flush-mounted box supplied. Dimensions (LxHxD): 150 x 369 x 56 mm.



**IX2090**

**ENTRANCE PANEL STEELTOUCH 5. SIMPLEBUS 2**

Flush-mounted audio/video entrance panel with 5" touch-screen module for Simplebus 2 system. To be used in systems with power supply unit art. 1210 / 1210A.

Twilight sensor for touch-screen backlighting management during daytime hours. Omnidirectional digital microphone for high-fidelity audio. Wide-angle colour video camera (field of vision: 120° horizontal, 90° vertical) with LED for night-time lighting. Audio-visual indications for disabled individuals, assistance request can be activated via programming.

5" capacitive display with high visibility and impact-proof glass, plus theme selection (white or black). Has a Wiegand output for interfacing with access control systems and an output for connecting the Comelit SimpleKey control panel. Equipped with RFID reader for activating audio or audio/video unit outputs and system actuators using Comelit keys or cards.

Fitted with micro-SD card for relay configuration backup. User-friendly graphical interface, which can be customised with virtual call buttons or a numeric keypad to call the user once you know the code. You can also customise buttons for direct calls to the switchboard, business activities with related logos, and view welcome messages.

Flush-mounted box supplied. Dimensions (LxHxD): 150 x 369 x 56 mm.





IX8090

**ENTRANCE PANEL STEELTOUCH 5. VIP**

Flush-mounted audio/video entrance panel for IP system (ViP), made of AISI 316 stainless steel, with 5" touch-screen module. 5" capacitive display with high visibility, theme selection (white or black), impact-proof glass and twilight sensor for backlighting management during daytime hours. Omnidirectional digital microphone for high-fidelity audio. Wide-angle colour video camera (field of vision: 160° horizontal, 90° vertical) with LED for night-time lighting. Audio-visual indications for people with disabilities, assistance request can be activated via programming. Has a Wiegand output for interfacing with access control systems and an output for connecting the Comelit SimpleKey control panel. Equipped with RFID reader for activating audio or audio/video unit outputs and system actuators using Comelit keys or cards.

Fitted with micro-SD card for relay configuration backup. Power supply via IEEE 802.3af standard POE or art. 1440A. User-friendly graphical interface, which can be customised with virtual call buttons or a numeric keypad to call the user once you know the code. You can also customise buttons for direct calls to the switchboard, business activities with related logos, and view welcome messages. Fully configurable with the ViP Manager software, it is compatible with all ViP system functions and products. Consists of audio/video module art. EU8020, Touch module art. UT9270, frame art. UT9163 and flush-mounted box art. 3110/3. Entrance panel dimensions (LxHxD): 150 x 369 x 56 mm



IX8090S

**SURF-MNT ENTRANCE PANEL STEELTOUCH 5.VIP**

Surface-mounted audio/video entrance panel for IP system (ViP), made of AISI 316 stainless steel, with 5" touch-screen module. 5" capacitive display with high visibility, theme selection (white or black), impact-proof glass and twilight sensor for backlighting management during daytime hours. Omnidirectional digital microphone for high-fidelity audio. Wide-angle colour video camera (field of vision: 160° horizontal, 90° vertical) with LED for night-time lighting. Audio-visual indications for people with disabilities, assistance request can be activated via programming. Has a Wiegand output for interfacing with access control systems and an output for connecting the Comelit SimpleKey control panel. Equipped with RFID reader for activating audio or audio/video unit outputs and system actuators using Comelit keys or cards.

Fitted with micro-SD card for relay configuration backup. Power supply via IEEE 802.3af standard POE or art. 1440A. User-friendly graphical interface, which can be customised with virtual call buttons or a numeric keypad to call the user once you know the code. You can also customise buttons for direct calls to the switchboard, business activities with related logos, and view welcome messages. Fully configurable with the ViP Manager software, it is compatible with all ViP system functions and products. Consists of audio/video module art. EU8020, Touch module art. UT9270, frame art. UT9163 and flush-mounted box art. 3110/3. Entrance panel dimensions (LxHxD): 155 x 374 x 83.5 mm



3ONE6 - SINGLE-UNIT AUDIO/VIDEO ENTRANCE PANEL IN STAINLESS STEEL



ITEMS



3451AS

**STAINLESS STEEL AUDIO ENTRANCE PANEL, 316 SENSE. SIMPLEBUS 1**

Flush-mounted entrance panel in AISI 316 stainless steel fitted level with the wall. Approved to IK08. Complete with LCD graphic display and 15 buttons integrated into the plate, with no mechanical movement. Also functions as electronic key code. It can be used to customise an initial welcome message and can operate with a dual user interface language. Equipped with RFID reader for local door lock control and additional relay for various uses. It can be used in conjunction with Simplekey electronic keys for automatic updating of the names in the directory. Fully configurable using software art. 1249B (included, with USB connection cable) via a USB or RS485 port, locally on the digital module itself or - thanks to the integrated web server - remotely via Ethernet port connection. It is compatible with all Simplebus 1 system functions and products. Complete with unit art. 1622 for audio/door lock management and flush-mounted box with concealed fixing screws. Entrance panel dimensions (LxHxD): 342x182x4 mm.



3451S

**STAINLESS STEEL AUDIO/VIDEO ENTRANCE PANEL, 316 SENSE. SIMPLEBUS 1**

Flush-mounted entrance panel in AISI 316 stainless steel fitted level with the wall. Approved to IK08. Complete with LCD graphic display and 15 buttons integrated into the plate, with no mechanical movement. Alphanumeric keypad with Braille script. Also functions as electronic key code. It can be used to customise an initial welcome message and can operate with a dual user interface language. Equipped with RFID reader for local door lock control and additional relay for various uses. It can be used in conjunction with Simplekey electronic keys for automatic updating of the names in the directory. Fully configurable using software art. 1249B (included, with USB connection cable) via a USB or RS485 port, locally on the digital module itself or - thanks to the integrated web server - remotely via Ethernet port connection. It is compatible with all Simplebus 1 system functions and products. Complete with unit art. 4680C for audio/video/door lock management and flush-mounted box with concealed fixing screws. Entrance panel dimensions (LxHxD): 342x182x4 mm.



3452HD

**316 SENSE HD SERIES A/V ENTRANCE PANEL. VIP**

Flush-mounted entrance panel in AISI 316 stainless steel fitted level with the wall. Approved to IK08. Complete with LCD graphic display and 15 buttons integrated into the plate, with no mechanical movement. Also functions as electronic key code. It can be used to customise an initial welcome message and can operate with a dual user interface language. Fitted with RFID reader for local door lock control, an additional relay for various uses and proximity and brightness sensors for optimal operational management. Complete with audio/video unit art. 4682HD compatible with H.264 video format and flush-mounted box with concealed fixing screws. Entrance panel dimensions (LxHxD): 342x182x4 mm.



ACCESSORIES



3458

**ENTRANCE PANEL 316 ACCESS CONTROL MODULE**

Flush-mount accessory in AISI 316 stainless steel fitted level with the wall for housing an access control module. Can be used in combination with all entrance panels in the 3ONE6 range. Entrance panel dimensions (LxHxD): 88x182x4 mm



3460/6

**FLUSH-MOUNTED BOX 3ONE6 ANALOG, TOUCH, SENSE**

Steel flush-mounted box for 3ONE6 ANALOG, 3ONE6 TOUCH (art. 3453S, 3453S/A, 3454HD/A), 3ONE6 SENSE (art. 3451S, 3451AS, 3452HD) entrance panels. Dimensions (LxHxD): 164x323x56 mm



3462/6

**SURFACE-MOUNTED HOUSING 3ONE6 ANALOG, TOUCH, SENSE**

Surface-mounted housing in AISI 316 stainless steel for 3ONE6 ANALOG, 3ONE6 TOUCH (art. 3453S, 3453S/A, 3454HD/A), 3ONE6 SENSE (art. 3451S, 3451AS, 3452HD) entrance panels. Dimensions (LxHxD): 180x340x56 mm.



1596B

**POWER SUPPLY UNIT 100-240 VAC/ 33 VDC, 60 W. PSE CERTIFIED**

Power supply unit with 110-240V primary and 33 VDC / 1.8A continuous output for 316 Touch entrance panel art. 3454. Equipped with internal protection against current overload and short circuits. Dimensions: 118.09x92.59x60.5 mm (7 DIN modules). PSE certified.



3459

**CANOPY WITH LEDS FOR 316 SENSE ENTRANCE PANEL**

Canopy for illumination of entrance panels art. 3451S, 3451AS and 3452HD in AISI 316 stainless steel with mirror finish. Lighting controlled by integrated proximity sensor and light sensors already integrated in 3ONE6 SENSE series entrance panels. Canopy overhang 45 mm, thickness 6 mm, width 183 mm.



1595

**120-230 VAC / 33 VDC POWER SUPPLY UNIT**

Power supply unit with 120-230 VAC input, 33 VDC output of 500 mA in continuous operation and 1.2A inrush current, for outdoor entrance panels. Equipped with internal protection against current overload and short circuits. Dimensions: 71.7x90x62 mm (4 DIN modules).





**ITEMS**  
FRONT ENTRANCE PANEL

Code	No. of Buttons	No. of Columns	Size (HxWxD)	Flush-mounted box	Surface-mounted housing
IX0101U	1	1	262.7x150x2.5 mm	IX9150	IX9160
IX0102U	2	1	262.7x150x2.5 mm	IX9150	IX9160
IX0103U	3	1	262.7x150x2.5 mm	IX9150	IX9160
IX0104U	4	1	262.7x150x2.5 mm	IX9150	IX9160
IX0105U	5	1	369.1x150x2.5 mm	IX9151B	IX9161B
IX0106U	6	1	369.1x150x2.5 mm	IX9151B	IX9161B
IX0107U	7	1	369.1x150x2.5 mm	IX9151B	IX9161B
IX0108U	8	1	369.1x150x2.5 mm	IX9151B	IX9161B
IX0109U	9	1	475.5x150x2.5 mm	IX9152	IX9162
IX0110U	10	1	475.5x150x2.5 mm	IX9152	IX9162
IX0111U	11	1	475.5x150x2.5 mm	IX9152	IX9162
IX0112U	12	1	475.5x150x2.5 mm	IX9152	IX9162
IX0212U	12	2	395.7x216.4x2.5 mm	IX9153	IX9163
IX0214U	14	2	395.7x216.4x2.5 mm	IX9153	IX9163
IX0216U	16	2	395.7x216.4x2.5 mm	IX9153	IX9163
IX0218U	18	2	395.7x216.4x2.5 mm	IX9153	IX9163
IX0220U	20	2	502.1x216.4x2.5 mm	IX9154	IX9164
IX0222U	22	2	502.1x216.4x2.5 mm	IX9154	IX9164
IX0224U	24	2	502.1x216.4x2.5 mm	IX9154	IX9164
IX0226U	26	2	502.1x216.4x2.5 mm	IX9154	IX9164



FRONT ENTRANCE PANEL WITH BUTTONS AND KEYPAD













Code	No. of Buttons	No. of Columns	Size (HxWxD)	Flush-mounted box	Surface-mounted housing
IX0101KPU	1	1	262.7x150x2.5 mm	IX9150	IX9160
IX0102KPU	2	1	369.1x150x2.5 mm	IX9151	IX9161
IX0103KPU	3	1	369.1x150x2.5 mm	IX9151	IX9161
IX0104KPU	4	1	369.1x150x2.5 mm	IX9151	IX9161

FRONT ENTRANCE PANEL WITH BUTTONS AND CUTOUT HOLE









Code	No. of Buttons	No. of Columns	Size (HxWxD)	Flush-mounted box	Surface-mounted housing
IX0101COU	1	1	262.7x150x2.5 mm	IX9150	IX9160
IX0102COU	2	1	369.1x150x2.5 mm	IX9151	IX9161
IX0103COU	3	1	369.1x150x2.5 mm	IX9151	IX9161
IX0104COU	4	1	369.1x150x2.5 mm	IX9151	IX9161

FLUSH-MOUNTED BOXES

	<b>IX9150</b> <b>FLUSH-MOUNTED BOX FOR FRONT PANEL W/ 1-4 BUTTONS</b> Flush-mounted box for STEELSWITCH front panels with 1-2-3-4 buttons, galvanised steel finish. Dimensions (LxHxD): 124 x 236.7 x 56 mm.	
	<b>IX9151B</b> <b>FLUSH-MOUNTED BOX IXX090 + 5/8-BUTTON FRONT PANEL</b> Flush-mounted box for STEELSWITCH front panels with 5-6-7-8 buttons and STEEL TOUCH entrance panels art. IXX090, galvanised steel finish. Dimensions (LxHxD): 124 x 343.1 x 56 mm.	
	<b>IX9152</b> <b>FLUSH-MOUNTED BOX FOR FRONT PANEL W/ 9-12 BUTTONS</b> Flush-mounted box for STEELSWITCH front panels with 9-10-11-12 buttons, galvanised steel finish. Dimensions (LxHxD): 124 x 449.5 x 56 mm.	
	<b>IX9153</b> <b>FLUSH-MOUNTED BOX FOR FRONT PANEL W/ 12-18 BUTTONS</b> Flush-mounted box for STEELSWITCH front panels with 12-14-16-18 buttons, galvanised steel finish. Dimensions (LxHxD): 190.4 x 369.7 x 56 mm.	
	<b>IX9154</b> <b>FLUSH-MOUNTED BOX FOR FRONT PANEL W/ 20-26 BUTTONS</b> Flush-mounted box for STEELSWITCH front panels with 20-22-24-26 buttons, galvanised steel finish. Dimensions (LxHxD): 190.4 x 476.1 x 56 mm.	

SURFACE-MOUNTED HOUSINGS WITH RAIN SHIELDS

	<b>IX9160</b> <b>SURFACE-MOUNTED HOUSING FOR FRONT PANEL W/1-4 BUTT. WITH SHIELD</b> Housing WITH RAIN SHIELD for surface-mounted installation of STEELSWITCH front panels with 1-2-3-4 buttons.	
	<b>IX9161B</b> <b>SURFACE-MOUNTED HOUSING IXX090 + 5-8 BUTTONS WITH SHIELD</b> Housing WITH RAIN SHIELD for surface-mounted installation of STEELSWITCH front panels with 5-6-7-8 buttons and STEELTOUCH entrance panels art. IXX090.	
	<b>IX9162</b> <b>SURFACE-MOUNTED HOUSING FOR FRONT PANEL W/9-12 BUTT. WITH SHIELD</b> Housing WITH RAIN SHIELD for surface-mounted installation of STEELSWITCH front panels with 9-10-11-12 buttons.	





IX9163

**SURFACE-MOUNTED HOUSING FOR FRONT PANEL W/12-18 BUTT. WITH SHIELD**  
Housing WITH RAIN SHIELD for surface-mounted installation of STEELSWITCH front panels with 12-14-16-18 buttons.



IX9164

**SURFACE-MOUNTED HOUSING FOR FRONT PANEL W/20-26 BUTT. WITH SHIELD**  
Housing WITH RAIN SHIELD for surface-mounted installation of STEELSWITCH front panels with 20-22-24-26 buttons.



**SURFACE-MOUNTED HOUSING WITHOUT RAIN SHIELD**

IX9170

**SURFACE-MOUNTED HOUSING FOR FRONT PANEL W/ 1-4 BUTTONS**  
Housing WITHOUT RAIN SHIELD for surface-mounted and plasterboard installations of STEELSWITCH front panels with 1-2-3-4 buttons.



IX9171B

**SURFACE-MOUNTED HOUSING IXX090 + 5/8-BUTTON FRONT PANEL**  
Housing WITHOUT RAIN SHIELD for surface-mounted and plasterboard installations of STEELSWITCH front panels with 5-6-7-8 buttons and STEELTOUCH entrance panels art. IXX090.



IX9172

**SURFACE-MOUNTED HOUSING FOR FRONT PANEL W/ 9-12 BUTTONS**  
Housing WITHOUT RAIN SHIELD for surface-mounted and plasterboard installations of STEELSWITCH front panels with 9-10-11-12 buttons.



IX9173

**SURFACE-MOUNTED HOUSING FOR FRONT PANEL W/ 12-18 BUTTONS**  
Housing WITHOUT RAIN SHIELD for surface-mounted and plasterboard installations of STEELSWITCH front panels with 12-14-16-18 buttons.



IX9174

**SURFACE-MOUNTED HOUSING FOR FRONT PANEL W/ 20-26 BUTTONS**  
Housing WITHOUT RAIN SHIELD for surface-mounted and plasterboard installations of STEELSWITCH front panels with 20-22-24-26 buttons.



**ACCESSORIES - 1 COLUMN**



IX9100

**BLANK FRONT PANEL BUTTONS ON 1 COLUMN**  
Blank front panel for STEELSWITCH entrance panel with 1 button column in 2.5 mm thick brushed AISI 316 stainless steel. Dimensions (LxHxD): 150 x 129.5 x 2.5 mm.



IX9101

**ELECTRONIC KEY FRONT PANEL - 1 COLUMN**  
Front panel for STEELSWITCH entrance panel with 1 button column in 2.5 mm thick brushed AISI 316 stainless steel, with digital electronic key and LED keypad backlighting. Activates two electric door locks or other devices. Dimensions (L x H): 150 x 129.5 mm.



IX9102

**FRONT PANEL DESIGNED FOR SIMPLEKEY - 1 COLUMN**  
Front panel for STEELSWITCH entrance panel with 1 button column in 2.5 mm thick brushed AISI 316 stainless steel, designed for mounting the Simplekey reader. Dimensions (LxHxD): 150 x 129.5 x 2.5 mm.



IX9103

**FRONT PANEL DESIGNED FOR VIGIK - 1 COLUMN**  
Front panel for STEELSWITCH entrance panel with 1 button column in 2.5 mm thick brushed AISI 316 stainless steel, designed for mounting the Vigik reader. Dimensions (LxHxD): 150 x 129.5 x 2.5 mm.



IX9104U

**MAGNETIC INDUCTION FRONT PANEL - 1 COLUMN**  
Front panel for STEELSWITCH entrance panel with 1 button column in 2.5 mm thick brushed AISI 316 stainless steel, featuring a magnetic induction loop which allows hearing impaired users to listen to the audio conversation on the external unit via their own hearing aid device (with T-coil selector switch). Dimensions (LxHxD): 150 x 129.5 x 20 mm.

**ACCESSORIES - 2 COLUMNS**



IX9200

**BLANK FRONT PANEL BUTTONS ON 2 COLUMNS**  
Blank front panel for STEELSWITCH entrance panel with 2 button columns in 2.5 mm thick brushed AISI 316 stainless steel. Dimensions (LxHxD): 216.4 x 129.5 x 2.5 mm.



IX9201

**ELECTRONIC KEY FRONT PANEL - 2 COLUMNS**  
Front panel for STEELSWITCH entrance panel with 2 button columns in 2.5 mm thick brushed AISI 316 stainless steel, with digital electronic key and LED keypad backlighting. Activates two electric door locks or other devices. Dimensions (L x H): 216.4 x 129.5 mm.



IX9202

**FRONT PANEL DESIGNED FOR SIMPLEKEY - 2 COLUMNS**  
Front panel for STEELSWITCH entrance panel with 2 button columns in 2.5 mm thick brushed AISI 316 stainless steel, designed for mounting the Simplekey reader. Dimensions (LxHxD): 216.4 x 129.5 x 2.5 mm.



IX9203

**FRONT PANEL DESIGNED FOR VIGIK - 2 COLUMNS**  
Front panel for STEELSWITCH entrance panel with 2 button columns in 2.5 mm thick brushed AISI 316 stainless steel, designed for mounting the Vigik reader. Dimensions (LxHxD): 216.4 x 129.5 x 2.5 mm.



IX9204U

**MAGNETIC INDUCTION FRONT PANEL - 2 COLUMNS**  
Front panel for STEELSWITCH entrance panel with 2 button columns in 2.5 mm thick brushed AISI 316 stainless steel, featuring a magnetic induction loop which allows hearing impaired users to listen to the audio conversation on the external unit via their own hearing aid device (with T-coil selector switch). Dimensions (LxHxD): 216.4 x 129.5 x 20 mm.

**SURFACE-MOUNTED HOUSING WITH RAIN SHIELD**



IX9160A

**HOUSING FOR FRONT PANEL W/ 1-2-3-4 BUTTONS+FRONT PANEL**  
Housing WITH RAIN SHIELD for surface-mounted installation of STEELSWITCH front panels with 1-2-3-4 buttons and additional front panel with 1 button column.



IX9161A

**HOUSING FOR FRONT PANEL W/ 5-6-7-8 BUTTONS+FRONT PANEL**  
Housing WITH RAIN SHIELD for surface-mounted installation of STEELSWITCH front panels with 5-6-7-8 buttons and additional front panel with 1 button column.



IX9162A

**HOUSING FOR FRONT PANEL W/ 9-10-11-12 BUTTONS+FRONT PANEL**  
Housing WITH RAIN SHIELD for surface-mounted installation of STEELSWITCH front panels with 9-10-11-12 buttons and additional front panel with 1 button column.



IX9163A

**HOUSING FOR FRONT PANEL W/ 12-14-16-18 BUTTONS+FRONT PANEL**  
Housing WITH RAIN SHIELD for surface-mounted installation of STEELSWITCH front panels with 12-14-16-18 buttons and additional front panel with 2 button columns.



IX9164A

**HOUSING FOR FRONT PANEL W/ 20-22-24-26 BUTTONS+FRONT PANEL**  
Housing WITH RAIN SHIELD for surface-mounted installation of STEELSWITCH front panels with 20-22-24-26 buttons and additional front panel with 2 button columns.



**FLUSH-MOUNTED BOX FOR ACCESSORIES**



IX9156

**FLUSH-MOUNTED BOX FOR FRONT PANEL ACCESS. 1 COLUMN**  
Flush-mounted box for STEELSWITCH front panel accessory with 2 button columns, galvanised steel finish. Dimensions (LxHxD): 190.4 x 110.5 x 55 mm.











IX9157

**FLUSH-MOUNTED BOX FOR FRONT PANEL ACCESS. 2 COLUMNS**  
Flush-mounted box for STEELSWITCH front panel accessory with 1 button column, galvanised steel finish. Dimensions (LxHxD): 124 x 110.5 x 55 mm.



**KITS**

	<b>KVS2001PL</b>	<p><b>STEELSWITCH AND PEOPLE HANDSFREE KIT. SIMPLEBUS 2</b> Single-family kit for Simplebus 2 system. The kit can be expanded with 4 door entry monitors per residence. Suitable for installation in residences, commercial properties, or offices. The kit is supplied pre-programmed and ready to use. The kit consists of 1 STEELSWITCH series outdoor entrance panel art. IX0101U complete with audio/video unit, 1 People series hands-free door entry monitor art. PL6721 and all the accessories required to create the system.</p>	
	<b>KVS2001KPL</b>	<p><b>STEELSWITCH KEYPAD AND PEOPLE HANDSFREE KIT. SIMPLEBUS 2</b> Single-family kit for Simplebus 2 system. The kit can be expanded with 4 door entry monitors per residence. Suitable for installation in residences, commercial properties, or offices. The kit is supplied pre-programmed and ready to use. The kit consists of 1 STEELSWITCH series outdoor entrance panel with electronic key keypad art. IX0101KPU complete with audio/video unit, 1 People series hands-free door entry monitor art. PL6721 and all the accessories required to create the system.</p>	
	<b>KVS2011PL</b>	<p><b>STEELSWITCH AND PEOPLE WI-FI KIT. SIMPLEBUS 2</b> Single-family kit for Simplebus 2 system. The kit can be expanded with 4 door entry monitors per residence. Suitable for installation in residences, commercial properties, or offices. The kit is supplied pre-programmed and ready to use. The kit consists of 1 STEELSWITCH series outdoor entrance panel art. IX0101U complete with audio/video unit, 1 People series hands-free Wi-Fi door entry monitor art. PL6741 and all the accessories required to create the system.</p>	
	<b>KVS2011KPL</b>	<p><b>STEELSWITCH KEYPAD AND PEOPLE WI-FI KIT. SIMPLEBUS 2</b> Single-family kit for Simplebus 2 system. The kit can be expanded with 4 door entry monitors per residence. Suitable for installation in residences, commercial properties, or offices. The kit is supplied pre-programmed and ready to use. The kit consists of 1 STEELSWITCH series outdoor entrance panel with electronic key keypad art. IX0101KPU complete with audio/video unit, 1 People series hands-free Wi-Fi door entry monitor art. PL6741 and all the accessories required to create the system.</p>	

**EU SERIES UNITS ACCESSORIESxxx**

	<b>EU2020</b>	<p><b>SIMPLEBUS2 AUDIO/VIDEO UNIT</b> Audio/video unit for use with Comelit and/or third-party single-unit entrance panels, Simplebus 2 system. To be used in systems with power supply unit art. 1210 / 1210A. Easy to configure, thanks to the smart programming of call buttons. Twilight sensor for automatic nameplate backlighting power-off during daytime hours. Omnidirectional digital microphone for high-fidelity audio. Wide-angle colour video camera (field of vision: 120° horizontal, 90° vertical) with LED for night-time lighting. Audio-visual indications for disabled individuals, assistance request can be activated via programming. It has 4 inputs for connecting conventional buttons or smart buttons art. 3061S. Adjustments and programming are accessible from the back of the module. Dimensions (LxHxD): 110 x 65 x 45 mm.</p>	
	<b>EU2020/4</b>	<p><b>SIMPLEBUS AUDIO/VIDEO UNIT, MAX. 4 USERS</b> Audio/video unit for up to 4 users, for use with Comelit and/or third-party single-unit entrance panels, Simplebus 2 system. To be used in systems with power supply unit art. 1210 / 1210A. Easy to configure, thanks to the smart programming of call buttons. Twilight sensor for automatic nameplate backlighting power-off during daytime hours. Omnidirectional digital microphone for high-fidelity audio. Wide-angle colour video camera (field of vision: 120° horizontal, 90° vertical) with LED for night-time lighting. Audio-visual indications for disabled individuals, assistance request can be activated via programming. It has 4 inputs for connecting conventional buttons or smart buttons art. 3061S. Adjustments and programming are accessible from the back of the module. Dimensions (LxHxD): 110 x 65 x 45 mm.</p>	
	<b>EU2010VC</b>	<p><b>SIMPLEBUS2 AUDIO UNIT REMOTE CAMERA</b> Audio unit to be used for the installation of Comelit and/or third-party single-unit entrance panels designed for the connection of an analogue remote camera with PAL standard, Simplebus 2 system. To be used in systems with power supply unit art. 1210 / 1210A. Easy to configure, thanks to the smart programming of call buttons. Twilight sensor for automatic nameplate backlighting power-off during daytime hours. Omnidirectional digital microphone for high-fidelity audio. Audio-visual indications for disabled individuals, assistance request can be activated via programming. It has 4 inputs for connecting conventional buttons or smart buttons art. 3061S. Adjustments and programming are accessible from the back of the module. Dimensions (LxHxD): 110 x 65 x 45 mm.</p>	

	<b>EU2010</b>	<p><b>SIMPLEBUS2 AUDIO UNIT</b> Audio unit for use with Comelit and/or third-party single-unit entrance panels, Simplebus 2 system. To be used in systems with power supply unit art. 1210 / 1210A. Easy to configure, thanks to the smart programming of call buttons. Twilight sensor for automatic nameplate backlighting power-off during daytime hours. Omnidirectional digital microphone for high-fidelity audio. Audio-visual indications for disabled individuals, assistance request can be activated via programming. It has 4 inputs for connecting conventional buttons or smart buttons art. 3061S. Adjustments and programming are accessible from the back of the module. Dimensions (LxHxD): 110 x 65 x 45 mm.</p>	
	<b>EU1020</b>	<p><b>SIMPLEBUS1 AUDIO/VIDEO UNIT</b> Audio/video unit for use with Comelit and/or third-party single-unit entrance panels, Simplebus 1 system. To be used in systems with power supply unit art. 1595 and art. 4888C. Easy to configure, thanks to the smart programming of call buttons. Twilight sensor for automatic nameplate backlighting power-off during daytime hours. Omnidirectional digital microphone for high-fidelity audio. Wide-angle colour video camera (field of vision: 120° horizontal, 90° vertical) with LED for night-time lighting. Audio-visual indications for disabled individuals, assistance request can be activated via programming. It has 4 inputs for connecting conventional buttons or smart buttons art. 3061S. Adjustments and programming are accessible from the back of the module. Dimensions (LxHxD): 110 x 65 x 45 mm.</p>	
	<b>EU1010VC</b>	<p><b>SIMPLEBUS1 AUDIO UNIT REMOTE CAMERA</b> Audio unit to be used for the installation of Comelit and/or third-party single-unit entrance panels designed for the connection of an analogue remote camera with PAL standard, Simplebus 1 system. To be used in systems with power supply unit art. 1595 and art. 4888C. Easy to configure, thanks to the smart programming of call buttons. Twilight sensor for automatic nameplate backlighting power-off during daytime hours. Omnidirectional digital microphone for high-fidelity audio. Audio-visual indications for disabled individuals, assistance request can be activated via programming. It has 4 inputs for connecting conventional buttons or smart buttons art. 3061S. Adjustments and programming are accessible from the back of the module. Dimensions (LxHxD): 110 x 65 x 45 mm.</p>	
	<b>EU1010</b>	<p><b>SIMPLEBUS1 AUDIO UNIT</b> Audio unit for use with Comelit and/or third-party single-unit entrance panels, Simplebus 1 system. To be used in systems with power supply unit art. 1595 and art. 4888C. Easy to configure, thanks to the smart programming of call buttons. Twilight sensor for automatic nameplate backlighting power-off during daytime hours. Omnidirectional digital microphone for high-fidelity audio. Audio-visual indications for disabled individuals, assistance request can be activated via programming. It has 4 inputs for connecting conventional buttons or smart buttons art. 3061S. Adjustments and programming are accessible from the back of the module. Dimensions (LxHxD): 110 x 65 x 45 mm.</p>	
	<b>EU8020</b>	<p><b>VIP AUDIO/VIDEO UNIT</b> Audio/video unit for use with Comelit and/or third-party single-unit entrance panels, IP system (ViP). The audio-video unit is powered via standard POE, art. 1440A or art. 1595 (see technical manual). Easy to configure, thanks to the smart programming of call buttons. Twilight sensor for automatic nameplate backlighting power-off during daytime hours. Omnidirectional digital microphone for high-fidelity audio. Wide-angle colour video camera (field of vision: 160° horizontal, 90° vertical) with LED for night-time lighting. Audio-visual indications for people with disabilities, assistance request can be activated via programming. It has 4 inputs for smart buttons art. 3061S or 1 input for connecting conventional buttons. Fully configurable with the ViP Manager software, it is compatible with all ViP system functions and products. Dimensions (LxHxD): 110 x 55.5 x 31 mm.</p>	
	<b>EU8010</b>	<p><b>VIP AUDIO UNIT</b> Audio unit for use with Comelit and/or third-party single-unit entrance panels, IP system (ViP). The audio-video unit is powered via standard POE, art. 1440A or art. 1595 (see technical manual). Easy to configure, thanks to the smart programming of call buttons. Twilight sensor for automatic nameplate backlighting power-off during daytime hours. Omnidirectional digital microphone for high-fidelity audio. Audio-visual indications for people with disabilities, assistance request can be activated via programming. It has 4 inputs for smart buttons art. 3061S or 1 input for connecting conventional buttons. Fully configurable with the ViP Manager software, it is compatible with all ViP system functions and products. Dimensions (LxHxD): 110 x 55.5 x 31 mm.</p>	





**EU1250AM**

**FULL METAL FRONT PANEL AUDIO UNIT ADAPTER**  
Accessory for mounting EU series audio units on single-unit entrance panels with "full metal" look.



**EU1250VM**

**FULL METAL FRONT PANEL VIDEO UNIT ADAPTER**  
Accessory for mounting EU series audio/video units to single-unit entrance panels with "full metal" look.



**EU1250A**

**AUDIO UNIT ADAPTER**  
Accessory for mounting EU series audio units on single-unit entrance panels.



**EU1250V**

**VIDEO UNIT ADAPTER**  
Adapter for mounting EU series audio/video units on single-unit entrance panels.



**EU1250XV**

**METAL VIDEO UNIT ADAPTER**  
Accessory to be used when installing EU series audio/video units on existing front panels.



**EU1250**

**AUDIO UNIT ADHESIVE ADAPTER**  
Accessory to be used when installing EU series audio/video units on existing front panels. To be fixed behind the existing grille using the included adhesive tape.



**3061MU**

**MASTER BUTTON WITH NAMEPLATE. EU GROUPS**  
Master button for use in both Simplebus and ViP systems. To be used in systems with EU series units. It consists of a nameplate holder and a mechanical stainless steel call button. The brightness level of the white LED can be adjusted on the back. Up to 3 slave buttons art. 3061S can be connected to the button using the supplied cable. Installation should take place on 2.5 mm thick metal front panels.



**3061S**

**SLAVE BUTTON WITH NAMEPLATE**  
Slave button for use in both Simplebus and ViP systems, consisting of a nameplate and a call pushbutton in steel. The brightness level of the white LED can be adjusted on the back. Installation should take place on 2.5 mm thick metal plates.



**VANDALCOM - MODULAR AUDIO/VIDEO ENTRANCE PANEL IN VANDAL-PROOF STEEL**



**COMPONENTS**



**SURFACE-MOUNTED STAINLESS STEEL HOUSING, VANDALCOM SERIES**

Code	No. modules	Dimensions (LxHxD)
<b>3159/1</b>	1	142x142x58 mm
<b>3159/2</b>	2	142x254x58 mm
<b>3159/3</b>	3	142x366x58 mm



**VANDALCOM SERIES FLUSH-MOUNTED BOX**

Code	No. modules	Dimensions (LxHxD)
<b>3160/1</b>	1	130x130x58 mm
<b>3160/2</b>	2	130x242x58 mm
<b>3160/3</b>	3	130x354x58 mm



**VANDALCOM SERIES FRAME. DARK GREY COLOUR**

Made in die-cast aluminium and coated with special weather-resistant powder paint. Dark grey colour.

Code	No. modules	Dimensions (LxHxD)
<b>3161/1</b>	1	143x143x18 mm
<b>3161/2</b>	2	143x255x18 mm
<b>3161/3</b>	3	143x367x18 mm



**VANDALCOM SERIES FRAME. STEEL GREY COLOUR**

Code	No. modules	Dimensions (LxHxD)
<b>3161/1A</b>	1	143x143x18 mm
<b>3161/2A</b>	2	143x255x18 mm
<b>3161/3A</b>	3	143x367x18 mm



**MODULE FOR VANDALCOM SERIES AUDIO UNITS**

Made using a double 2.5 mm 316 stainless steel plate. To be equipped with an audio unit depending on the cabling system used.

Code	No. of Buttons	Dimensions (LxHxD)
<b>3262S/0</b>	0	106x106x5.6 mm
<b>3262S/1</b>	1	106x106x5.6 mm
<b>3262S/2</b>	2	106x106x5.6 mm



**MODULE FOR VANDALCOM SERIES AUDIO/VIDEO UNITS**

Made using a double 2.5 mm 316 stainless steel plate. For use with audio/video unit depending on the wiring system used.

Code	No. of Buttons	Dimensions (LxHxD)
<b>3268S/0</b>	0	106x106x5.6 mm
<b>3268S/1</b>	1	106x106x5.6 mm
<b>3268S/2</b>	2	106x106x5.6 mm



**3064S**

**4-BUTTON MODULE, VANDALCOM SERIES**

Made using a double 2.5 mm 316 stainless steel plate, with 4 buttons. Dimensions: 106x106x30 mm



**3070S**

**DIGITAL CALL MODULE, VANDALCOM SERIES**

Made using a double 2.5 mm 316 stainless steel plate, complete with keypad with 12 backlit buttons, 16-character alphanumeric display for viewing call codes and user interaction messages (busy, etc.). Also functions as an electronic key code device with a possible 1000 different 6-digit codes. Dimensions: 106x106x56 mm. Only compatible with art. 4680, 4680C, 4681, 4682HC, 4682HD, 1621, 1621VC, 1622, 1622VC, 1682 and 1682HVC in combination with front panels art. 3262S/x and 3268S/x.



**3072S**

**DIGITAL DIRECTORY MODULE, VANDALCOM SERIES**

Made using a double 2.5 mm 316 stainless steel plate, complete with 4 backlit buttons and 32-character alphanumeric display. Stores up to 1000 user names. Name scrolling is carried out using 2 search buttons. Once the desired name is displayed, simply press the call button. Dimensions: 106x106x56 mm. Only compatible with art. 4680, 4680C, 4681, 4682HC, 1621, 1621VC, 1622, 1622VC, 1682 and 1682HVC in combination with front panels art. 3262S/x and 3268S/x.














**3176S**

**STEEL BLANK MODULE, VANDALCOM SERIES**

Made using double 2.5 mm stainless steel plate. Dimensions: 106x106x9 mm.



	<b>3178S</b>	<b>PTT MODULE, VANDALCOM SERIES</b> Module using a double 2.5 mm 316 stainless steel plate, preset for PTT key. Dimensions: 106x106x9 mm	 
	<b>3179S</b>	<b>MODULE FOR USE WITH SIMPLEKEY READER, VANDALCOM SERIES</b> Module using a double 2.5 mm 316 stainless steel plate, designed to house SimpleKey units SK9000I-SK9001I-SK9030I. Compatible with Comelit PAC panel-mounted GS3 readers. Dimensions: 106x106x9 mm	 
	<b>3186S</b>	<b>INDICATOR/NAMEPLATE MODULE, VANDALCOM SERIES</b> Made using double 2.5 mm 316 stainless steel plate. Complete with white card for general information (house no., etc.) and pre-printed card with space for 12 user names. Dimensions: 106x106x9 mm.	 
	<b>3188SB</b>	<b>VANDALCOM SERIES ELECTRONIC KEY</b> Made using double 2.5 mm 316 stainless steel plate. Complete with backlit keypad. Features 300 different 8-digit codes that can be programmed from the keypad to control two relays (10A), as well as a confirm request buzzer and relay activation LED. Relay closure time can be set from the keypad. Dimensions: 106x106x56 mm.	 
	<b>1172B</b>	<b>LED BULB FOR EXTERNAL UNITS</b> LED bulb for nameplate lighting.	 
	<b>1621</b>	<b>SIMPLEBUS AUDIO UNIT FOR 2-WIRE SYSTEM WITH LED FOR IKALL SERIES</b> Audio speaker unit for 2-wire systems, complete with terminal block and Echo-cancelling audio management system, watertight loudspeaker and electret microphone; speaker volume control on front of unit. Complete with microprocessor and DIP SWITCH with 8 positions for programming user calls. On-board electronic lock-release function (3A), plus C, NC, NO contacts for 10A relay. Timed lock-release and door open indication inputs. Compatible with power supply unit art. 1210. Dimensions: 102x55x38 mm.	
	<b>1621VC</b>	<b>AUDIO UNIT FOR REMOTE CAMERA 2-WIRE IKALL</b> Audio unit of the Simplebus 2 system designed for the connection of an analogue remote camera with PAL standard. To be used in systems with power supply unit art. 1210 / 1210A. Complete with terminal block and audio management with echo-cancelling, watertight loudspeaker and electret microphone; loudspeaker volume can be adjusted from the front. Equipped with microprocessor and 8-position DIP SWITCH for programming calls to users. Built-in electronic lock-release function (3A), plus C, NC, NO 10A relay contacts. Timed lock-release and door open indication inputs. Dimensions: 102x55x38 mm.	
	<b>1622</b>	<b>SIMPLEBUS AUDIO UNIT FOR IKALL SERIES</b> Audio speaker unit for Simplebus 1 system, complete with terminal block and digital audio management system with Echo-cancelling, watertight loudspeaker and electret microphone; speaker volume control on front of unit. Complete with microprocessor and DIP SWITCH with 8 positions for programming user calls. 33 VDC power supply via special power supply unit art. 1595. On-board electronic lock-release function (3A), plus a 10A relay. Dimensions: 102x55x38 mm. It can be used for the call addressing of up to 120,000 users. Timed lock-release and door open indication inputs.	
	<b>1622VC</b>	<b>AUDIO UNIT FOR REMOTE CAMERA 2-WIRE IKALL</b> Module that allows modulation and transmission of the colour video signal on the riser. On input it has the composite video signal of a colour video camera. Complete with microprocessor and DIP SWITCH with 8 positions for programming calls to users. 33 VDC power supply via special power supply unit art. 1595. On-board electronic lock-release function (3A), plus C, NC, NO contacts for 10A relay. Dimensions: 102x55x38 mm. Compatible with all Simplebus 2 functions and products. It can be used for the call addressing of up to 120,000 users. Timed lock-release and door open indication inputs.	
	<b>1682</b>	<b>VIP SYSTEM AUDIO UNIT FOR IKALL SERIES</b> Audio speaker unit for VIP system, complete with terminal block and digital audio management system with Echo-cancelling, watertight loudspeaker and electret microphone; speaker volume control on front of unit. For installation in audio modules with 0 - 1 - 2 buttons. Dimensions: 102x55x38 mm.	

	<b>4680C</b>	<b>2-WIRE AUDIO/VIDEO UNIT</b> Audio/video unit for Simplebus 2 system (with mixer art. 4888C) with terminal block complete with front-adjustable wide-angle 1.3" colour video camera and LED camera illumination. Complete with terminal block and digital audio management system with Echo-cancelling, watertight loudspeaker and electret microphone; speaker volume control on front of unit. Complete with microprocessor and DIP SWITCH with 8 positions for programming calls to users. Audio-visual indications for disabled individuals assistance request can be activated via programming. 33 VDC power supply via special power supply unit art. 1595. On-board electronic lock-release function (3A), plus C, NC, NO contacts for 10A relay. Dimensions: 102x55x38 mm. It can be used for the call addressing of up to 120,000 users. Timed lock-release input and door open indication.	
	<b>4681</b>	<b>2-WIRE AUDIO/VIDEO UNIT</b> Audio/video colour unit for 2-wire system with terminal block complete with colour video camera and LED camera illumination. Complete with terminal block and audio management with echo-cancelling, watertight loudspeaker and electret microphone; loudspeaker volume can be adjusted from the front. Complete with microprocessor and DIP SWITCH with 8 positions for programming calls to users. Audio-visual indications for disabled individuals assistance request can be activated via programming. On-board electronic lock-release function (3A), plus C, NC, NO contacts for 10A relay. Timed lock-release input and door open indication. Compatible with power supply unit art. 1210. Dimensions: 102x55x43 mm	
	<b>4682HD</b>	<b>HD IP (VIP) AUDIO/VIDEO UNIT</b> Audio/video unit for VIP system with terminal block, complete with colour video camera. Maximum resolution 1280x720 pixel. View angle 110° (H) - 80° (V). LED camera lighting. Complete with terminal block and digital audio management system with Echo-cancelling, watertight loudspeaker and electret microphone. Speaker volume adjustable with software programming. Audio-visual indications for disabled individuals assistance request can be activated via programming. The audio/video unit is powered by standard POE, but if necessary it can be powered by the 33 VDC power supply unit art. 1595. Compatible with H.264 video format. Dimensions: 102x55x38 mm.	
	<b>1219</b>	<b>NAMEPLATE LABEL SHEETS FOR VANDALCOM ENTRANCE PANEL</b> The kit contains 10 sheets of adhesive labels for nameplates, 7 sheets for info modules.	 
	<b>1235A</b>	<b>SOFTWARE FOR PRINTING NAMEPLATE LABELS</b> Dedicated software for the creation and printing of nameplate and information labels for Ikall, Vandalcom, Quadra and 316 Analog entrance panels. Requires use of adhesive labels art. 1217, 1218, 1219 or art. 1220. You can download this software for free from the Comelit website.	 

**FEATURES AND FUNCTIONS**

GENERAL DATA	
Type	Modular
Product colour	Steel
Material	Stainless steel
Flush mounting	Yes, with specific accessory
Surface mounting	Yes, with specific accessory
Rain shield	Yes, with specific accessory
COMPATIBLE SYSTEMS	
Compatible audio and audio/video units	art. 1682, art. 1621, art. 1622, art. 1622VC, art. 4680C, art. 4681, art. 4682HD
Simplebus 2 audio/video with power supply unit art. 4888C	Yes
Simplebus 2 audio/video with power supply unit art. 1210/1210A	Yes
Simplebus 2 audio/video kit with power supply unit art. 1209	Yes
Simplebus 2 audio with power supply unit art. 1210/1210A	Yes
Simplebus 1 audio/video	Yes
Simplebus 1 audio	Yes
VIP	Yes
HARDWARE SPECIFICATIONS	
Call type	Buttons, Digital
Type of buttons	Mechanical
ENVIRONMENTAL AND CONFORMITY SPECIFICATIONS	
IP protection rating	IP54
IK anti-vandal protection rating	IK10
Operating temperature (°C)	25 - 55
Operating humidity (max. % RH)	25 - 95



ROMA - MONOLITHIC AUDIO/VIDEO ENTRANCE PANEL IN BRASS



AUDIO

ROMA SERIES AUDIO ENTRANCE PANEL FOR IKALL UNIT

Code	Number of Buttons	Dim. Plate	Dim. Box	No. of lamp holders
3001/RI	1	135x247x3 mm	115x181x55 mm	1
3002/RI	2	135x247x3 mm	115x181x55 mm	1
3003/RI	3	135x293x3 mm	115x227x55 mm	1
3004/RI	4	135x293x3 mm	115x227x55 mm	1
3005/RI	5	135x339x3 mm	115x273x55 mm	1
3006/RI	6	135x339x3 mm	115x273x55 mm	2
3006/2/RI	6	180x292x3 mm	160x236x55 mm	2
3008/2/RI	8	180x316x3 mm	160x259x55 mm	2
3010/2/RI	10	180x339x3 mm	160x282x55 mm	2
3012/2/RI	12	180x362x3 mm	160x305x55 mm	2
3014/2/RI	14	180x385x3 mm	160x328x55 mm	4
3016/2/RI	16	180x408x3 mm	160x351x55 mm	4
3018/2/RI	18	180x431x3 mm	160x374x55 mm	4
3020/2/RI	20	180x454x3 mm	160x397x55 mm	4
3022/2/RI	22	180x477x3 mm	160x420x55 mm	4
3024/4/RI	24	340x362x3 mm	320x296x55 mm	3
3028/4/RI	28	340x385x3 mm	320x319x55 mm	6
3032/4/RI	32	340x408x3 mm	320x342x55 mm	6
3036/4/RI	36	340x431x3 mm	320x365x55 mm	6
3040/4/RI	40	340x454x3 mm	320x388x55 mm	6
3044/4/RI	44	340x477x3 mm	320x411x55 mm	9
3048/4/RI	48	340x500x3 mm	320x434x55 mm	6



AUDIO/VIDEO

ROMA SERIES A/V ENTRANCE PANEL FOR IKALL UNIT

Code	Number of Buttons	Dim. Plate	Dim. Box
3201/RI	1	135x247x3 mm	115x181x55 mm
3202/RI	2	135x247x3 mm	115x181x55 mm
3203/RI	3	135x293x3 mm	115x227x55 mm
3204/RI	4	135x293x3 mm	115x227x55 mm
3205/RI	5	135x339x3 mm	115x273x55 mm
3206/RI	6	135x339x3 mm	115x273x55 mm
3206/2/RI	6	180x292x3 mm	160x236x55 mm
3208/2/RI	8	180x316x3 mm	160x259x55 mm
3210/2/RI	10	180x339x3 mm	160x282x55 mm
3212/2/RI	12	180x362x3 mm	160x305x55 mm
3214/2/RI	14	180x385x3 mm	160x328x55 mm
3216/2/RI	16	180x408x3 mm	160x351x55 mm
3218/2/RI	18	180x431x3 mm	160x374x55 mm
3220/2/RI	20	180x454x3 mm	160x397x55 mm
3222/2/RI	22	180x477x3 mm	160x420x55 mm
3224/4/RI	24	340x362x3 mm	320x296x55 mm
3228/4/RI	28	340x385x3 mm	320x319x55 mm
3232/4/RI	32	340x408x3 mm	320x342x55 mm
3236/4/RI	36	340x431x3 mm	320x365x55 mm
3240/4/RI	40	340x454x3 mm	320x388x55 mm
3244/4/RI	44	340x477x3 mm	320x411x55 mm
3248/4/RI	48	340x500x3 mm	320x434x55 mm



COMPONENTS

IKALL SERIES SIMPLEBUS 2 AUDIO UNIT WITH LED

Audio unit for Simplebus 2 system, complete with terminal block and Echo-cancelling audio management system, watertight loudspeaker and electret microphone; speaker volume control on front of unit. Complete with microprocessor and DIP SWITCH with 8 positions for programming user calls. On-board electronic lock-release function (3A), plus C, NC, NO contacts for 10A relay. Timed lock-release and door open indication inputs. Compatible with power supply unit art. 1210. Dimensions: 102x55x38 mm.

1621



REMOTE CAMERA AUDIO UNIT, IKALL SIMPLEBUS 2

Audio unit for the Simplebus 2 system designed for the connection of an analogue remote camera with PAL standard. To be used in systems with power supply unit art. 1210 / 1210A. Complete with terminal block and audio management with echo-cancelling, watertight loudspeaker and electret microphone; loudspeaker volume can be adjusted from the front. Equipped with microprocessor and 8-position DIP SWITCH for programming calls to users. Built-in electronic lock-release function (3A), plus C, NC, NO 10A relay contacts. Timed lock-release and door open indication inputs. Dimensions: 102x55x38 mm.

1621VC



IKALL REMOTE CAMERA AUDIO MODULE UNIT, SIMPLEBUS 1

Audio unit that allows modulation and transmission of the colour video signal on the riser. On input it has the composite video signal of a colour video camera. Complete with microprocessor and DIP SWITCH with 8 positions for programming calls to users. 33 VDC power supply via special power supply unit art. 1595. On-board electronic lock-release function (3A), plus C, NC, NO contacts for 10A relay. Dimensions: 102x55x38 mm. Compatible with all Simplebus 2 functions and products. It can be used for the call addressing of up to 120,000 users. Timed lock-release and door open indication inputs.

1622VC



ViP SYSTEM AUDIO UNIT FOR IKALL SERIES

Audio speaker unit for ViP system, complete with terminal block and digital audio management system with Echo-cancelling, watertight loudspeaker and electret microphone; speaker volume control on front of unit. For installation in audio modules with 0 - 1 - 2 buttons. Dimensions: 102x55x38 mm.

1682



4680C	<p><b>AUDIO/VIDEO UNIT SIMPLEBUS 1</b> Simplebus 1 system audio/video unit (with mixer art. 4888C) with terminal block complete with front-adjustable wide-angle 1.3" colour video camera and LED camera illumination. Complete with terminal block and digital audio management system with Echo-cancelling, watertight loudspeaker and electret microphone; speaker volume control on front of unit. Complete with microprocessor and DIP SWITCH with 8 positions for programming calls to users. Audio-visual indications for disabled individuals assistance request can be activated via programming. 33 VDC power supply via special power supply unit art. 1595. On-board electronic lock-release function (3A), plus C, NC, NO contacts for 10A relay. Dimensions: 102x55x38 mm. It can be used for the call addressing of up to 120,000 users. Timed lock-release input and door open indication.</p>	
4681	<p><b>AUDIO/VIDEO UNIT SIMPLEBUS 2</b> Audio/video colour unit for Simplebus 2 system with terminal block complete with colour video camera and LED camera illumination. Complete with terminal block and audio management with echo-cancelling, watertight loudspeaker and electret microphone; loudspeaker volume can be adjusted from the front. Complete with microprocessor and DIP SWITCH with 8 positions for programming calls to users. Audio-visual indications for disabled individuals assistance request can be activated via programming. On-board electronic lock-release function (3A), plus C, NC, NO contacts for 10A relay. Timed lock-release input and door open indication. Compatible with power supply unit art. 1210. Dimensions: 102x55x43 mm</p>	
4682HD	<p><b>HD IP (VIP) AUDIO/VIDEO UNIT</b> Audio/video unit for VIP system with terminal block, complete with colour video camera. Maximum resolution 1280x720 pixel. View angle 110° (H) - 80° (V). LED camera lighting. Complete with terminal block and digital audio management system with Echo-cancelling, watertight loudspeaker and electret microphone. Speaker volume adjustable with software programming. Audio-visual indications for disabled individuals assistance request can be activated via programming. The audio/video unit is powered by standard POE, but if necessary it can be powered by the 33 VDC power supply unit art. 1595. Compatible with H.264 video format. Dimensions: 102x55x38 mm.</p>	
1172B	<p><b>LED BULB FOR EXTERNAL UNITS</b> LED bulb for nameplate lighting.</p>	
3063D	<p><b>8-BUTTON MODULE SIMPLEBUS 1-2/VIP FOR SINGLE-PLATE PANEL</b> Button management module. Works in conjunction with audio/video modules or audio module. Allows management of 8 buttons. Dimensions: 45x55x30 mm.</p>	
3063U	<p><b>8-BUTTON INTERFACE SIMPLEBUS 1-2/VIP FOR SINGLE-PLATE PANEL</b> Interface for the management of 8 buttons, for use with single-plate outdoor entrance panels. Compatible with all systems. Works in conjunction with audio or audio/video modules for the Ultra series entrance panel. Complete with 475 mm long cable with connectors for connection to the audio or audio/video module, or other button interfaces. Cable connection via spring-loaded terminal block. Dimensions (LxHxD): 74 x 42 x 18 mm.</p>	

**FEATURES AND FUNCTIONS**

<b>GENERAL DATA</b>	
Type	Single unit
Product colour	Depends on the model
Material	Brass
Flush mounting	Yes
<b>COMPATIBLE SYSTEMS</b>	
Compatible audio and audio/video units	art. 1682, art. 1621, art. 1622, art. 1622VC, art. 4680C, art. 4681, art. 4682HD
Simplebus 2 audio/video with power supply unit art. 4888C	Yes
Simplebus 2 audio/video with power supply unit art. 1210/1210A	Yes
Simplebus 2 audio/video kit with power supply unit art. 1209	Yes
Simplebus 2 audio with power supply unit art. 1210/1210A	Yes
Simplebus 1 audio/video	Yes
Simplebus 1 audio	Yes
VIP	Yes
<b>HARDWARE SPECIFICATIONS</b>	
Call type	Buttons
Type of buttons	Mechanical
Number of buttons	1 to 48
<b>ENVIRONMENTAL AND CONFORMITY SPECIFICATIONS</b>	
IP protection rating	IP54
Operating temperature (°C)	25 - 55
Operating humidity (max. % RH)	25 - 95


PRODUCT CATALOGUE

GUIDE TO VIDEO ENTRY TECHNOLOGY

NEW PRODUCTS

INTRODUCTION

**VIDEO DOOR ENTRY**



VISTO



3534

**24 VCC POWER SUPPLY UNIT WITH EU-UK-USA PLUGS**

Power supply unit for smart Visto doorbell, input voltage 110-240 VAC, output voltage 24 VDC. Interchangeable plugs for the European, British and American markets supplied.



**FEATURES AND FUNCTIONS**

Type of finish	Plastic
Audio/video system	Yes
Surface mounting	Yes
Lens size (mm)	1.52 mm
Diagonal angle of view (°)	170
Minimum colour lighting (lux)	2
Video encoding	H.264
Call with buttons	Yes
Total buttons	1
Operating temperature (°C)	5 -40
Operating humidity RH (%)	0 - 75

**ITEMS**



VS8101A

**VISTO ETHERNET EXTERNAL UNIT. VIP SYSTEM**

Smart surface-mounted doorbell from the Visto series for the ViP system. Complete with a call button, wide-angle camera, loudspeaker and microphone. Power supply via ViP or standard PoE system. Colour: Dark graphite RAL9011. Dimensions (LxHxD): 47 x 136 x 32 mm.



VS8111

**VISTO WI-FI EXTERNAL UNIT. VIP SYSTEM**

Wi-Fi video entry external unit for use in Comelit ViP systems, complete with adapter allowing use of the power supply for the existing bell (12-20 VAC or 12-33 VDC) and allowing interfacing with the existing bell. Depending on the system configuration, you can receive video entry phone calls on ViP monitors or directly on smartphones and tablets via the Comelit app. With the Comelit app, you are always in touch with what is going on at your home, whether you are in town or even in another country.



**ACCESSORIES**



3525

**LEFT/RIGHT ADJUSTABLE BRACKET FOR VISTO**

Left/right adjustable bracket for smart Visto doorbell, 20° horizontal tilt angle, plastic, colour silver mist RAL9006.



3526

**UP/DOWN ADJUSTABLE BRACKET FOR VISTO**

Up/down adjustable bracket for smart Visto doorbell, 10° vertical tilt angle, plastic, colour silver mist RAL9006.



**COMELIT APP**

The Comelit App is free to download and lets you answer video door entry calls, as well as communicate with other monitors or devices where the app is installed. It also allows you to manage any indoor or outdoor cameras installed in your home, actuators and recorded video clips.



PRODUCT CATALOGUE

GUIDE TO VIDEO ENTRY TECHNOLOGY

NEW PRODUCTS

INTRODUCTION

VIDEO DOOR ENTRY



**QUADRA - SINGLE-UNIT AUDIO/VIDEO ENTRANCE PANEL IN ALUMINIUM**



**ITEMS**



**4893M** **QUADRA VIDEO KIT EXTERNAL UNIT. SIMPLEBUS 2**  
Surface-mounted door entry monitor external unit, Quadra series, for Simplebus 2 system. Die-cast aluminium front panel, wide-angle colour video camera and single LED for night-time lighting. Mechanical buttons with the option of setting 1 to 4 call buttons via DIP-switch. Indicator LED for call sent, lock-release activated, audio activated and system busy. Loudspeaker volume adjustment and audio balancing. Bus line power supply. Dimensions: 95x195x28 mm.



**4899M** **QUADRA EXTERNAL UNIT WITH BUTTONS. VIP**  
Quadra series surface-mounted door entry monitor external unit. Die-cast aluminium front panel, colour video camera and a single LED for night-time lighting. Mechanical keys with option of setting 1 to 4 call keys via dip switch. Indicator LED for call sent, lock-release activated, audio activated and system busy. Loudspeaker volume adjustment and audio balancing. POE power supply. Dimensions (LxHxD): 95x195x28 mm.

**ACCESSORIES**



**QA9210** **2 DOUBLE-HEIGHT BUTTONS FOR QUADRA ENTRANCE PANEL**  
Double-height buttons for use with the Quadra series entrance panel. Pack of 2 units.



**QA9211** **4 SINGLE BUTTONS FOR QUADRA ENTRANCE PANEL**  
Single button for use with the Quadra series entrance panel. Pack of 4 units.



**QA9213** **1 LARGE BUTTON FOR QUADRA ENTRANCE PANEL**  
Large button for use with the Quadra series entrance panel. Pack of 1 unit.



**4791A** **ADAPTER PLATE FOR CIAO-QUADRA**  
Plate used to install Ciao and Quadra external units on Comelit, Bticino and Urmet 1- and 2-module flush-mounted boxes. Dimensions (LxHxD): 137x236x2.5 mm.



**4792** **RAIN SHIELD FOR QUADRA ENTRANCE PANEL**  
Coated aluminium rain shield for Quadra entrance panel, grey colour. Dimensions (LxHxD): 99 x 210 x 41 mm.



**4793MB** **BLACK FACEPLATE FOR QUADRA WITH BUTTONS**  
Black faceplate for Quadra entrance panel with mechanical buttons.



**4793MC** **CORTEN FACEPLATE FOR QUADRA WITH BUTTONS**  
Corten colour faceplate for Quadra entrance panel with mechanical buttons.



**4793MA** **ALUMINIUM FACEPLATE FOR QUADRA WITH BUTTONS**  
Aluminium colour faceplate for Quadra entrance panel with mechanical buttons.



**1209** **VIDEO KIT POWER SUPPLY UNIT SIMPLEBUS 2**  
33 VDC power supply unit for 2-wire KIT for direct connection of external unit and internal unit. Equipped with overload and short circuit protection. Input voltage 110-240 VAC. Dimensions: 106x62x89 mm (6 DIN modules).



**1217A** **NAMEPLATE LABEL SHEETS FOR QUADRA WITH BUTTONS**  
The kit contains 10 sheets of adhesive labels for nameplates (7 for 1-button nameplates, 2 for 2-button nameplates, 1 for 4-button nameplates) for Quadra entrance panel with mechanical buttons.



**1235A** **SOFTWARE FOR PRINTING NAMEPLATE LABELS**  
Dedicated software for the creation and printing of nameplate and information labels for Ikall, Vandalcom, Quadra and 316 Analog entrance panels. Requires use of adhesive labels art. 1217, 1218, 1219 or art. 1220. You can download this software for free from the Comelit website.

**FEATURES AND FUNCTIONS**

**GENERAL DATA**

Type	Single unit
Product colour	Grey RAL 9006
Material	Die-cast aluminium
Surface mounting	Yes
Rain protection (optional)	Yes
<b>COMPATIBLE SYSTEMS</b>	
Simplebus 2 audio/video kit with power supply unit art. 1209	Yes (4893M)
ViP	Yes (4899M)

**HARDWARE SPECIFICATIONS**

Call type	Buttons
Type of buttons	Mechanical
Number of buttons	1 to 4
Backlighting colour	White

**ENVIRONMENTAL AND CONFORMITY SPECIFICATIONS**


IP protection rating	IP54
IK anti-vandal protection rating	IK08
Operating temperature (°C)	25 - 55
Operating humidity (max. % RH)	25 - 95
Environmental class	III
Conformity and Certifications	RoHS II - 2011/65/EU (EN 50581:2012), EMC 2014/30/EU (EN 61000-6-1:2007, EN 61000-6-3:2007+A1:2011)




**CIAO - SINGLE-UNIT EXPANDABLE AUDIO ENTRANCE PANEL**




**ITEMS**

 **CA0061** **1-BUTTON CIAO ENTRANCE PANEL. 2-WIRE ANALOGUE**  
Ciao series outdoor audio entrance panel for 2-wire analogue systems and designed for 1-call systems for kit art. KCA0061. Front panel in synthetic polymer, resistant to atmospheric agents (IP54 protection rating and paint with anti-UV treatment) and acts of vandalism (IK08 protection rating). Complete with call button art. CA9213. Supplied with a surface mounting bracket.


 **CA5100B** **1-2-BUTTON CIAO ENTRANCE PANEL. 4+N**  
Ciao Series modular entrance panel with synthetic polymer front cover offering resistance to atmospheric agents (protection rating IP54 and coating with anti-UV treatment) and acts of vandalism (protection rating IK08); blue LED nameplate backlighting. Complete with call button art. CA9214. Supplied with a surface mounting bracket. Traditional 5-wire system.

 **CA2100B** **1/2/4/8-BUTTON CIAO ENTRANCE PANEL. SIMPLEBUS 2**  
Ciao series outdoor audio entrance panel for Simplebus 2 system and designed for 1- to 8-call systems. Front panel in technopolymer, resistant to atmospheric agents (IP54 protection rating and paint with anti-UV treatment) and acts of vandalism (IK08 protection rating). Smart button programming function. Supplied with a surface mounting bracket. Buttons for configuration in 1, 2, 4 or 8 calls available to purchase separately. The entrance panel can be installed alongside (horizontally or vertically) button modules art. CA2200A, for up to 20 call buttons.

 **CA2200A** **2/4/8/16-BUTTON CIAO MODULE. SIMPLEBUS 2**  
Ciao series button module for Simplebus 2 system. Front panel in technopolymer, resistant to atmospheric agents (IP54 protection rating and paint with anti-UV treatment) and acts of vandalism (IK08 protection rating). To be finished with 2/4/8/16 call buttons (art. CA9210, CA9211, CA9212 and 2 x CA9212 respectively), available to purchase separately. Supplied with a surface mounting bracket. Can be installed alongside (horizontally or vertically) up to 4 button modules. For use in conjunction with art. CA2100B.

**ACCESSORIES**

 **CA9190** **RAIN SHIELD FOR CIAO ENTRANCE PANEL**  
Aluminium rain shield for Ciao entrance panel.

 **4791A** **ADAPTER PLATE FOR CIAO-QUADRA**  
Plate used to install Ciao and Quadra external units on Comelit, Bticino and Urmet 1- and 2-module flush-mounted boxes. Dimensions (LxHxD): 137x236x2.5 mm.

 **CA9213** **1 LARGE BUTTON FOR CIAO ENTRANCE PANEL**  
Large button for use with the Ciao series entrance panel.

 **CA9210** **2 DOUBLE-HEIGHT BUTTONS FOR CIAO ENTRANCE PANEL**  
Double-height buttons for use with the Ciao series entrance panel. Pack of 2 units.

 **CA9211** **4 SINGLE BUTTONS FOR CIAO ENTRANCE PANEL**  
Single button for use with the Ciao series entrance panel. Pack of 4 units.

 **CA9212** **4 DOUBLE BUTTONS FOR CIAO ENTRANCE PANEL**  
Double button for use with the Ciao series entrance panel. Pack of 4 units.

 **CA9214** **BUTTON FOR ENTRANCE PANEL ART. CA5100B**  
Rocker switch for use as a spare for Ciao series entrance panel art. CA5100B.

**FEATURES AND FUNCTIONS**

GENERAL DATA	
Type	Single unit
Product colour	Grey RAL 9006
Surface mounting	Yes
COMPATIBLE SYSTEMS	
Simplebus 2 audio	Yes (CA2100B - CA2200A - KCA2061B - KCA2071B)
Traditional 4+N	Yes (CA5100B - KCA5061B)
2-wire analogue	Yes (CA0061 - KCA0061)
HARDWARE SPECIFICATIONS	
Call type	Buttons
Type of buttons	Mechanical
Number of buttons	1 to 20 (Simplebus 2), 1 to 2 (Traditional 4+N), 1 (2-wire analogue)
ENVIRONMENTAL AND CONFORMITY SPECIFICATIONS	
IP protection rating	IP54
IK anti-vandal protection rating	IK08
Operating temperature (°C)	25 - 55
Operating humidity (max. % RH)	25 - 95
Environmental class	III
Conformity and Certifications	RoHS II - 2011/65/EU (EN 50581:2012), EMC 2014/30/EU (EN 61000-6-1:2007, EN 61000-6-3:2007+A1:2011)











**EMERGENCY - SINGLE-UNIT AUDIO/VIDEO ENTRANCE PANEL FOR EMERGENCY CALLS**



**FEATURES AND FUNCTIONS**

GENERAL DATA	
Type	Single unit
Product colour	Steel
Material	Aluminium finish
Surface mounting	Yes, with specific accessory
COMPATIBLE SYSTEMS	
ViP	Yes
HARDWARE SPECIFICATIONS	
Call type	Buttons
Type of buttons	Mechanical
Number of buttons	1
ENVIRONMENTAL AND CONFORMITY SPECIFICATIONS	
IP protection rating	IP54
IK anti-vandal protection rating	IK08
Operating temperature (°C)	25 - 55
Operating humidity (max. % RH)	25 - 95
Environmental class	III
Conformity and Certifications	RoHS II - 2011/65/EU (EN 50581:2012), EMC 2014/30/EU (EN 61000-6-1:2007, EN 61000-6-3:2007+A1:2011)

**ITEMS**

- |   |                |   |   |
|---|----------------|---|---|
|  | <b>3460EA</b>  | <b>AUDIO ENTRANCE PANEL FOR EMERGENCY CALLS. ViP SYSTEM</b><br>Stainless steel entrance panel with a single call button and indicator LEDs for call forwarded and call answered. Complete with audio module art. 1682 for ViP system and flush-mounted box. "EMERGENCY" model with Braille text. Can also be surface mounted with accessory art. 3461, available to purchase separately.  |  |
|  | <b>3460HEV</b> | <b>VIDEO ENTRANCE PANEL FOR EMERGENCY CALLS. ViP SYSTEM. H264</b><br>Stainless steel entrance panel with a single call button and indicator LEDs for call forwarded and call answered. Complete with POE audio/video module for ViP system and flush-mounted box. "EMERGENCY" model with Braille text. Can be surface-mounted using accessory art. 3461. The entrance panel is POE. Compatible with H.264 video format. Dimensions: 228.6x177.8x3 mm. |  |
|  | <b>3460HA</b>  | <b>AUDIO HELP POINT ENTRANCE PANEL. ViP SYSTEM</b><br>Stainless steel entrance panel with a single call button and indicator LEDs for call forwarded and call answered. Complete with POE audio module for ViP system and flush-mounted box. "HELP POINT" model. Can be surface-mounted using accessory art. 3461. Entrance panel dimensions: (L x H x D): 180 x 229 x 3 mm.  |  |
|  | <b>3460HHV</b> | <b>VIDEO HELP POINT ENTRANCE PANEL. ViP H264 SYSTEM</b><br>Stainless steel entrance panel with a single call button and indicator LEDs for call forwarded and call answered. Complete with POE audio/video module for ViP system and flush-mounted box. "HELP POINT" model. Can be surface-mounted using accessory art. 3461. The entrance panel is POE. Compatible with H.264 video format. Dimensions 228.6x177.8x3 mm                              |  |

**ACCESSORY**

- |   |             |   |   |
|---|-------------|---|---|
|  | <b>3461</b> | <b>SURFACE-MOUNTED HOUSING FOR EMERGENCY AND HELP POINT</b><br>Stainless steel accessory for surface-mounting of entrance panels art. 3460EA, 3460EV, 3460HA and 3460HV. Dimensions (LxHxD): 175.8x226.6x56.6 mm. |  |
|---|-------------|---|---|



**8" TOUCH MODULES**



\*The image is for illustration purposes only: product not for sale.

**ITEMS**



3455

**8" TOUCH MODULE SIMPLEBUS 1-SIMPLEBUS 2 FOR IKALL UNITS**

8" touchscreen module for Simplebus 1 and Simplebus 2 systems, S serial communication protocol for Ikall series audio and audio/video units, complete with fixing accessories for third-party entrance panels. 8" capacitive display with high visibility and impact-proof glass, plus theme selection (white or black). Has a Wiegand output for interfacing with access control systems and an output for connecting the Comelit SimpleKey control panel. Equipped with RFID reader for activation of an opening using keys or Comelit cards. Fitted with micro-SD card for relay configuration backup. Dimensions (LxHxD): 155 x 212 x 48 mm.



3455U

**8" TOUCH MODULE SIMPLEBUS 1-SIMPLEBUS 2 FOR ULTRA MODULES**

8" touchscreen module for Simplebus 1 and Simplebus 2 systems, UDB serial communication protocol for Ultra series audio and audio/video modules, complete with fixing accessories for third-party entrance panels. 8" capacitive display with high visibility and impact-proof glass, plus theme selection (white or black). Has a Wiegand output for interfacing with access control systems and an output for connecting the Comelit SimpleKey control panel. Equipped with RFID reader for activation of an opening using keys or Comelit cards. Fitted with micro-SD card for relay configuration backup. Automatic backlight regulation via the twilight sensor for the paired audio or audio/video module. Dimensions (LxHxD): 155 x 212 x 48 mm.



3456

**8" TOUCH MODULE, VIP, FOR IKALL UNITS**

8" touchscreen module for IP (ViP) systems, S serial communication protocol for Ikall series audio and audio/video units, complete with fixing accessories for third-party entrance panels. 8" capacitive display with high visibility and impact-proof glass, plus theme selection (white or black). Has a Wiegand output for interfacing with access control systems and an output for connecting the Comelit SimpleKey control panel. Equipped with RFID reader for activation of an opening using keys or Comelit cards. Fitted with micro-SD card for relay configuration backup. Dimensions (LxHxD): 155 x 212 x 48 mm.



3456U

**8" TOUCH MODULE, VIP, FOR ULTRA MODULES**

8" touchscreen module for IP (ViP) systems, UDB serial communication protocol for Ultra series audio and audio/video modules, complete with fixing accessories for third-party entrance panels. 8" capacitive display with high visibility and impact-proof glass, plus theme selection (white or black). Has a Wiegand output for interfacing with access control systems and an output for connecting the Comelit SimpleKey control panel. Equipped with RFID reader for activation of an opening using keys or Comelit cards. Fitted with micro-SD card for relay configuration backup. Automatic backlight regulation via the twilight sensor for the paired audio or audio/video module. Dimensions (LxHxD): 155 x 212 x 48 mm.



**CUSTOMISED ENTRANCE PANELS**



\*The image is for illustration purposes only: product not for sale.

**EU SERIES UNITS**



**EU2020**

**SIMPLEBUS2 AUDIO/VIDEO UNIT**

Audio/video unit for use with Comelit and/or third-party single-unit entrance panels, Simplebus 2 system. To be used in systems with power supply unit art. 1210 / 1210A. Easy to configure, thanks to the smart programming of call buttons. Twilight sensor for automatic nameplate backlighting power-off during daytime hours. Omnidirectional digital microphone for high-fidelity audio. Wide-angle colour video camera (field of vision: 120° horizontal, 90° vertical) with LED for night-time lighting. Audio-visual indications for disabled individuals, assistance request can be activated via programming. It has 4 inputs for connecting conventional buttons or smart buttons art. 3061S. Adjustments and programming are accessible from the back of the module. Dimensions (LxHxD): 110 x 65 x 45 mm.



**EU2020/4**

**SIMPLEBUS AUDIO/VIDEO UNIT, MAX. 4 USERS**

Audio/video unit for up to 4 users, for use with Comelit and/or third-party single-unit entrance panels, Simplebus 2 system. To be used in systems with power supply unit art. 1210 / 1210A. Easy to configure, thanks to the smart programming of call buttons. Twilight sensor for automatic nameplate backlighting power-off during daytime hours. Omnidirectional digital microphone for high-fidelity audio. Wide-angle colour video camera (field of vision: 120° horizontal, 90° vertical) with LED for night-time lighting. Audio-visual indications for disabled individuals, assistance request can be activated via programming. It has 4 inputs for connecting conventional buttons or smart buttons art. 3061S. Adjustments and programming are accessible from the back of the module. Dimensions (LxHxD): 110 x 65 x 45 mm.



**EU2010VC**

**SIMPLEBUS2 AUDIO UNIT REMOTE CAMERA**

Audio unit to be used for the installation of Comelit and/or third-party single-unit entrance panels designed for the connection of an analogue remote camera with PAL standard, Simplebus 2 system. To be used in systems with power supply unit art. 1210 / 1210A. Easy to configure, thanks to the smart programming of call buttons. Twilight sensor for automatic nameplate backlighting power-off during daytime hours. Omnidirectional digital microphone for high-fidelity audio. Audio-visual indications for disabled individuals, assistance request can be activated via programming. It has 4 inputs for connecting conventional buttons or smart buttons art. 3061S. Adjustments and programming are accessible from the back of the module. Dimensions (LxHxD): 110 x 65 x 45 mm.



**EU2010**

**SIMPLEBUS2 AUDIO UNIT**

Audio unit for use with Comelit and/or third-party single-unit entrance panels, Simplebus 2 system. To be used in systems with power supply unit art. 1210 / 1210A. Easy to configure, thanks to the smart programming of call buttons. Twilight sensor for automatic nameplate backlighting power-off during daytime hours. Omnidirectional digital microphone for high-fidelity audio. Audio-visual indications for disabled individuals, assistance request can be activated via programming. It has 4 inputs for connecting conventional buttons or smart buttons art. 3061S. Adjustments and programming are accessible from the back of the module. Dimensions (LxHxD): 110 x 65 x 45 mm.



**EU1020**

**SIMPLEBUS1 AUDIO/VIDEO UNIT**

Audio/video unit for use with Comelit and/or third-party single-unit entrance panels, Simplebus 1 system. To be used in systems with power supply unit art. 1595 and art. 4888C. Easy to configure, thanks to the smart programming of call buttons. Twilight sensor for automatic nameplate backlighting power-off during daytime hours. Omnidirectional digital microphone for high-fidelity audio. Wide-angle colour video camera (field of vision: 120° horizontal, 90° vertical) with LED for night-time lighting. Audio-visual indications for disabled individuals, assistance request can be activated via programming. It has 4 inputs for connecting conventional buttons or smart buttons art. 3061S. Adjustments and programming are accessible from the back of the module. Dimensions (LxHxD): 110 x 65 x 45 mm.



**EU1010VC**

**SIMPLEBUS1 AUDIO UNIT REMOTE CAMERA**

Audio unit to be used for the installation of Comelit and/or third-party single-unit entrance panels designed for the connection of an analogue remote camera with PAL standard, Simplebus 1 system. To be used in systems with power supply unit art. 1595 and art. 4888C. Easy to configure, thanks to the smart programming of call buttons. Twilight sensor for automatic nameplate backlighting power-off during daytime hours. Omnidirectional digital microphone for high-fidelity audio. Audio-visual indications for disabled individuals, assistance request can be activated via programming. It has 4 inputs for connecting conventional buttons or smart buttons art. 3061S. Adjustments and programming are accessible from the back of the module. Dimensions (LxHxD): 110 x 65 x 45 mm.



**EU1010**

**SIMPLEBUS1 AUDIO UNIT**

Audio unit for use with Comelit and/or third-party single-unit entrance panels, Simplebus 1 system. To be used in systems with power supply unit art. 1595 and art. 4888C. Easy to configure, thanks to the smart programming of call buttons. Twilight sensor for automatic nameplate backlighting power-off during daytime hours. Omnidirectional digital microphone for high-fidelity audio. Audio-visual indications for disabled individuals, assistance request can be activated via programming. It has 4 inputs for connecting conventional buttons or smart buttons art. 3061S. Adjustments and programming are accessible from the back of the module. Dimensions (LxHxD): 110 x 65 x 45 mm.



**EU8020**

**VIP AUDIO/VIDEO UNIT**

Audio/video unit for use with Comelit and/or third-party single-unit entrance panels, IP system (ViP). The audio-video unit is powered via standard POE, art. 1440A or art. 1595 (see technical manual). Easy to configure, thanks to the smart programming of call buttons. Twilight sensor for automatic nameplate backlighting power-off during daytime hours. Omnidirectional digital microphone for high-fidelity audio. Wide-angle colour video camera (field of vision: 160° horizontal, 90° vertical) with LED for night-time lighting. Audio-visual indications for people with disabilities, assistance request can be activated via programming. It has 4 inputs for smart buttons art. 3061S or 1 input for connecting conventional buttons. Fully configurable with the ViP Manager software, it is compatible with all ViP system functions and products. Dimensions (LxHxD): 110 x 55.5 x 31 mm.





**EU8010**

**VIP AUDIO UNIT**

Audio unit for use with Comelit and/or third-party single-unit entrance panels, IP system (ViP). The audio-video unit is powered via standard POE, art. 1440A or art. 1595 (see technical manual). Easy to configure, thanks to the smart programming of call buttons. Twilight sensor for automatic nameplate backlighting power-off during daytime hours. Omnidirectional digital microphone for high-fidelity audio. Audio-visual indications for people with disabilities, assistance request can be activated via programming. It has 4 inputs for smart buttons art. 3061S or 1 input for connecting conventional buttons. Fully configurable with the ViP Manager software, it is compatible with all ViP system functions and products. Dimensions (LxHxD): 110 x 55.5 x 31 mm.



**3061MU**

**MASTER BUTTON WITH NAMEPLATE. EU GROUPS**

Master button for use in both Simplebus and ViP systems. To be used in systems with EU series units. It consists of a nameplate holder and a mechanical stainless steel call button. The brightness level of the white LED can be adjusted on the back. Up to 3 slave buttons art. 3061S can be connected to the button using the supplied cable. Installation should take place on 2.5 mm thick metal front panels.



**EU1250AM**

**FULL METAL FRONT PANEL AUDIO UNIT ADAPTER**

Accessory for mounting EU series audio units on single-unit entrance panels with "full metal" look.



**EU1250VM**

**FULL METAL FRONT PANEL VIDEO UNIT ADAPTER**

Accessory for mounting EU series audio/video units to single-unit entrance panels with "full metal" look.



**EU1250A**

**AUDIO UNIT ADAPTER**

Accessory for mounting EU series audio units on single-unit entrance panels.



**EU1250V**

**VIDEO UNIT ADAPTER**

Adapter for mounting EU series audio/video units on single-unit entrance panels.



**EU1250XV**

**METAL VIDEO UNIT ADAPTER**

Accessory to be used when installing EU series audio/video units on existing front panels.



**EU1250**

**AUDIO UNIT ADHESIVE ADAPTER**

Accessory to be used when installing EU series audio/video units on existing front panels. To be fixed behind the existing grille using the included adhesive tape.




**3063U**

**8-BUTTON INTERFACE SIMPLEBUS 1-2/VIP FOR SINGLE-PLATE PANEL**

Interface for the management of 8 buttons, for use with single-plate outdoor entrance panels. Compatible with all systems. Works in conjunction with audio or audio/video modules for the Ultra series entrance panel. Complete with 475 mm long cable with connectors for connection to the audio or audio/video module, or other button interfaces. Cable connection via spring-loaded terminal block. Dimensions (LxHxD): 74 x 42 x 18 mm.





**MULTI-USER GATEWAY**

**MULTI-USER**



1456

**APARTMENT MASTER GATEWAY FOR VIP SYSTEM**

"Master" gateway for sending video entry phone calls to Smartphones/Tablets on which the Comelit app has been installed and GSM or landline telephones, subject to a SIP provider service subscription. Requires an Internet connection with adequate bandwidth. The 1456 can also operate in the absence of a connected door entry monitor. Calls can be forwarded to a maximum of 15 different devices, depending on the device type and the bandwidth available for transmission. The gateway has 1 Ethernet port for connection to the VIP system network and 4 ports (including one POE) for connecting internal units and routers, two ports with selectable POE and one non-POE port. It also has a 40-56 VDC power supply input. Dimensions: 70x90x62 mm (4 DIN modules).



1456S

**APARTMENT SLAVE GATEWAY FOR VIP SYSTEM**

"Slave" gateway for sending video entry phone calls to Smartphones/Tablets on which the Comelit app has been installed and GSM or landline telephones, subject to a SIP provider service subscription. Requires an Internet connection with adequate bandwidth. The 1456S can only function when connected to a door entry monitor. Calls can be forwarded to a maximum of 15 different devices, depending on the device type and the bandwidth available for transmission. The gateway has 1 Ethernet port for connection to the VIP system network and 4 ports (including one POE) for connecting internal units and routers, two ports with selectable POE and one non-POE port. It also has a 40-56 VDC power supply input. Dimensions: 70x90x62 mm (4 DIN modules).



1456B

**VIP SYSTEM GATEWAY**

Ethernet interface allowing communication between the Comelit VIP door entry monitor system and a private network connected to other standard devices (PC, router, etc.). Equipped with an input for the connection of distributor art. 1440A and 4 outputs for the connection (depending on configuration) of Comelit VIP internal units or other general apparatus. It does not require a dedicated power supply and has a facility for an additional power supply to Comelit VIP internal units via art. 1441. Dimensions: 70x90x62 mm (4 DIN modules).



**E-MAIL LICENCES FOR 1456B**

**E-MAIL**

MASTER LICENCE

Code

<b>1456B/ME1</b>	1 MASTER LICENCE FOR 1456B, VIP SYSTEM (E-MAIL)
<b>1456B/ME10</b>	10 MASTER LICENCES FOR 1456B, VIP SYSTEM (E-MAIL)
<b>1456B/ME50</b>	50 MASTER LICENCES FOR 1456B, VIP SYSTEM (E-MAIL)
<b>1456B/ME100</b>	100 MASTER LICENCES FOR 1456B, VIP SYSTEM (E-MAIL)
<b>1456B/ME200</b>	200 MASTER LICENCES FOR 1456B, VIP SYSTEM (E-MAIL)

SLAVE LICENCE

Code

<b>1456B/SE1</b>	1 SLAVE LICENCE FOR 1456B, VIP SYSTEM (E-MAIL)
<b>1456B/SE10</b>	10 SLAVE LICENCES FOR 1456B, VIP SYSTEM (E-MAIL)
<b>1456B/SE50</b>	50 SLAVE LICENCES FOR 1456B, VIP SYSTEM (E-MAIL)
<b>1456B/SE100</b>	100 SLAVE LICENCES FOR 1456B, VIP SYSTEM (E-MAIL)
<b>1456B/SE200</b>	200 SLAVE LICENCES FOR 1456B, VIP SYSTEM (E-MAIL)

PHONE LICENCE

Code

<b>1456B/TE1</b>	1 PHONE LICENCE FOR 1456B, VIP SYSTEM (E-MAIL)
<b>1456B/TE10</b>	10 PHONE LICENCES FOR 1456B, VIP SYSTEM (E-MAIL)
<b>1456B/TE50</b>	50 PHONE LICENCES FOR 1456B, VIP SYSTEM (E-MAIL)
<b>1456B/TE100</b>	100 PHONE LICENCES FOR 1456B, VIP SYSTEM (E-MAIL)
<b>1456B/TE200</b>	200 PHONE LICENCES FOR 1456B, VIP SYSTEM (E-MAIL)



1456G

**VIP INTERFACE FOR THIRD-PARTY TERMINALS**

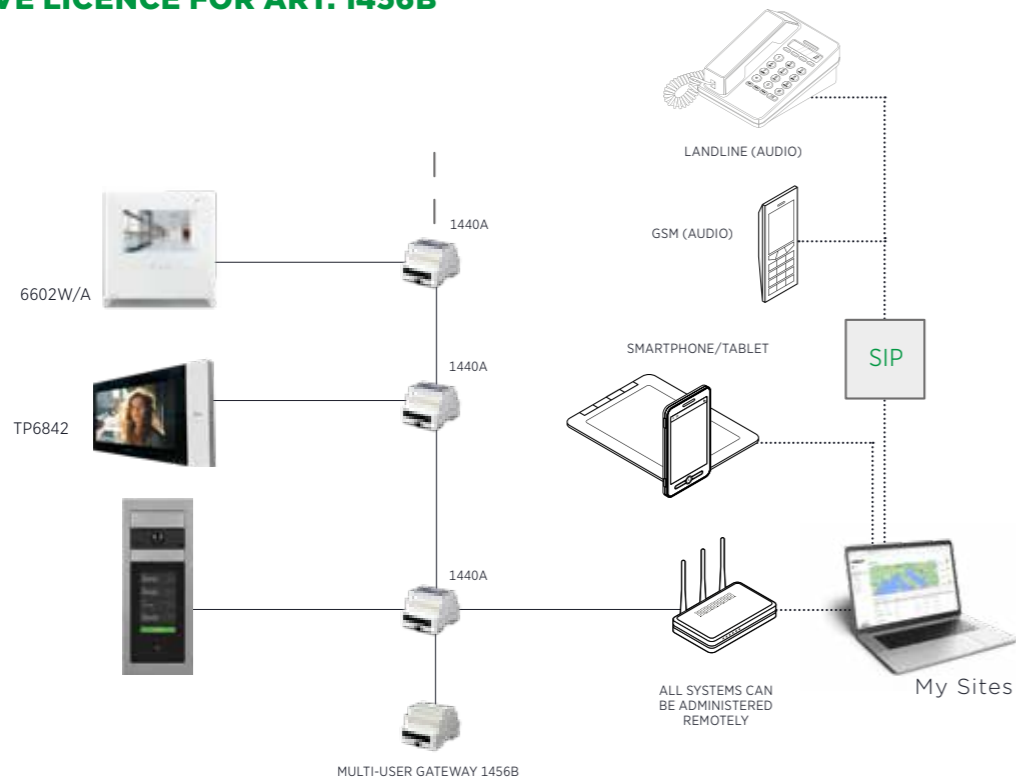
Ethernet interface allowing communication between the Comelit ViP door entry monitor system and a private network connected to other standard devices (PC, router, etc.). Equipped with an input for the connection of distributor art. 1440A and 4 outputs for the connection (depending on configuration) of third-party internal units or other general apparatus. It does not require a dedicated power supply and has a facility for an additional power supply to Comelit ViP internal units via art. 1441. Dimensions: 70x90x62 mm (4 DIN modules).



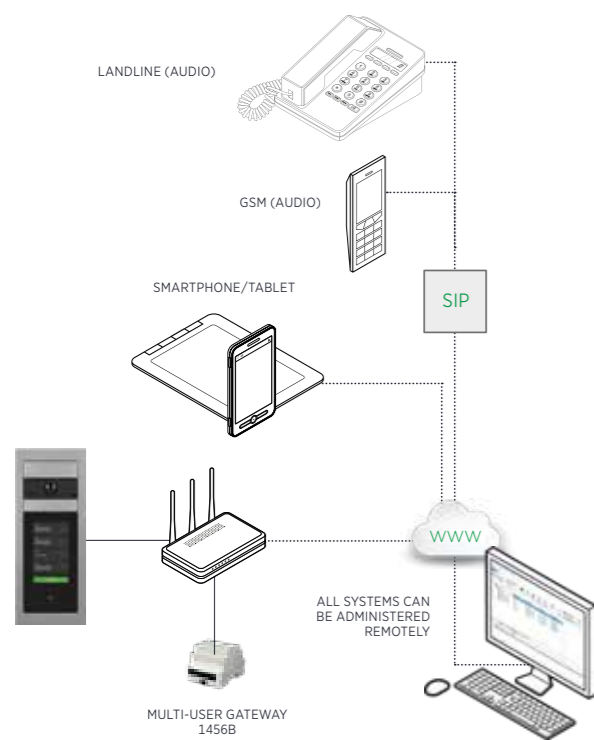
POWER SUPPLY UNITS AND ACCESSORIES (CONTINUED)

**MULTI-USER GATEWAY INSTALLATION LAYOUTS: VIDEO ENTRY PHONE SYSTEM CONSISTING OF 1 DIGITAL AUDIO/VIDEO INPUT AND 1 AUDIO/VIDEO RISER**

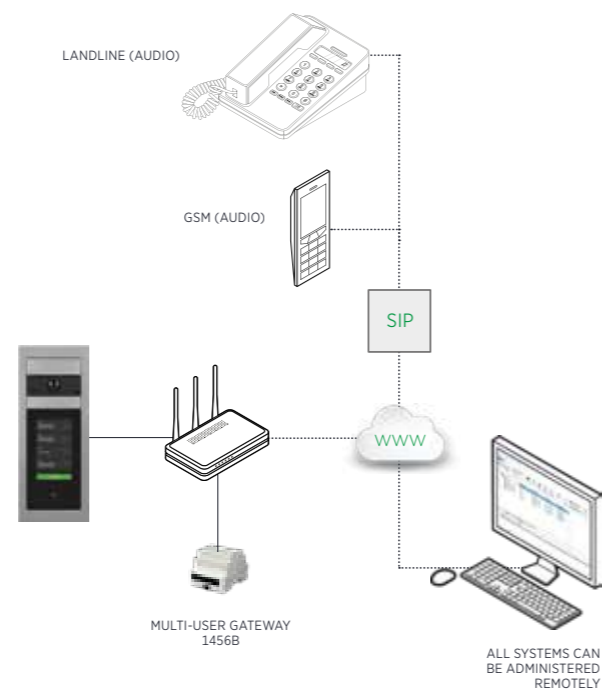
**SLAVE LICENCE FOR ART. 1456B**



**MASTER LICENCE FOR ART. 1456B**




**PHONE LICENCE FOR ART. 1456B**

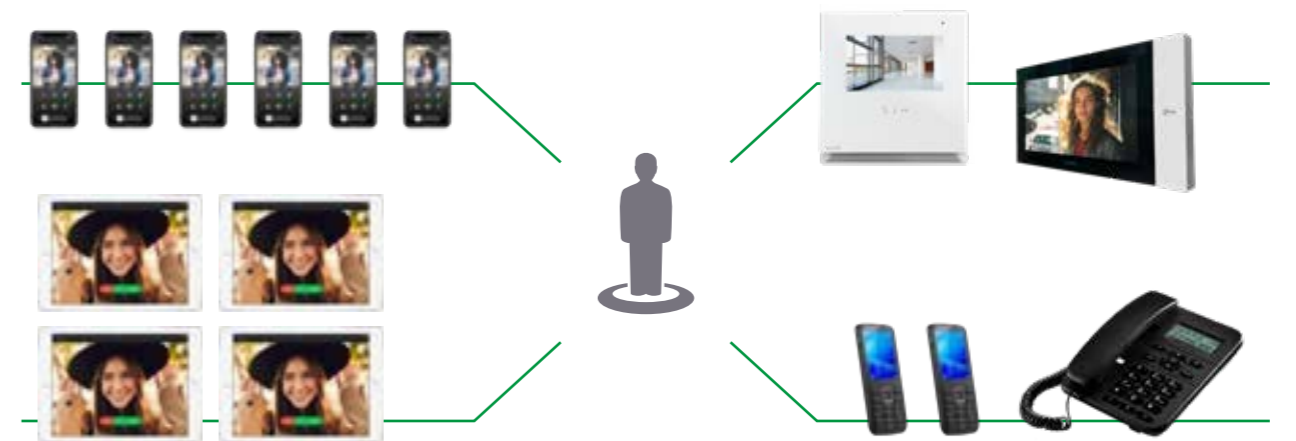


**LICENCE FEATURES**

3 TYPES OF LICENCE, 5 USER PACKAGES (in any combination)

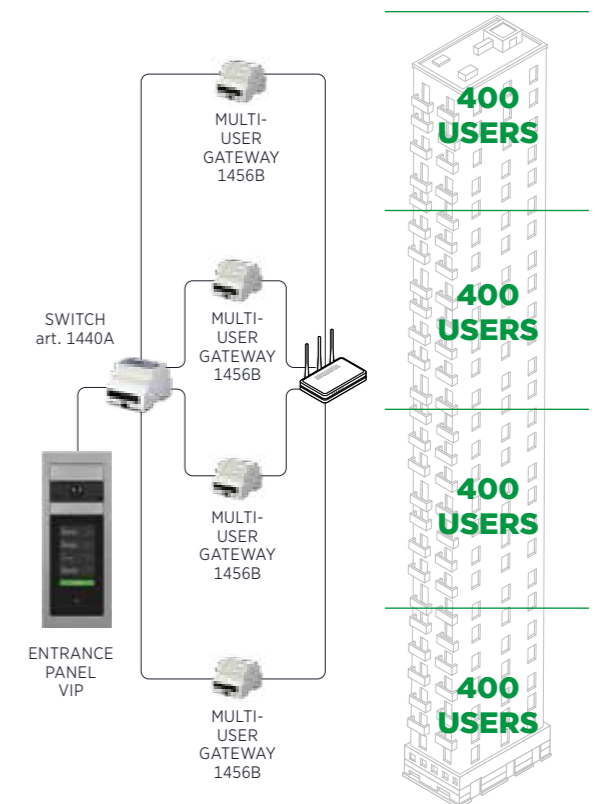


EVERY SINGLE USER CAN LINK UP TO 15 DEVICES



**SCALABILITY**

Each Multi-User Gateway can manage up to a maximum of 400 users. In the case of more than 400 users, more than one Gateway can be implemented. This can also be done subsequently to the initial installation.



**POWER SUPPLY UNITS AND ACCESSORIES SIMPLEBUS SYSTEM**

	<b>1122/A</b>	<b>12-24 VDC-AC RELAY FOR GENERAL USE</b> 12/24V DC-AC 10A relay for general use. Dimensions: 66x85x35 mm (4 DIN modules).	 
	<b>1184/A</b>	<b>TIMER 3"-180"</b> Timer adjustable from 3 to 180 sec. used to control locks with permanent supply. 12V AC-DC power supply. Dimensions: 66x85x35 mm (4 DIN modules).	
	<b>1200</b>	<b>230 VAC / 12 VAC / 15 VA TRANSFORMER</b> Transformer with 230 VAC primary, 12 VAC/15 VA secondary for continuous use. Dimensions: 53x95x65 mm (3 DIN modules).	 
	<b>1209</b>	<b>VIDEO KIT POWER SUPPLY UNIT SIMPLEBUS 2</b> 33 VDC power supply unit for 2-wire KIT for direct connection of external unit and internal unit. Equipped with overload and short circuit protection. Input voltage 110-240 VAC. Dimensions: 106x62x89 mm (6 DIN modules).	
	<b>1210A</b>	<b>SIMPLEBUS 2 POWER SUPPLY UNIT</b> Power supply unit with isolating transformer for audio or audio/video systems with 1 input compatible with all outdoor entrance panels featuring Simplebus 2 technology and 1 output for the connection of devices such as door-entry phones and door entry monitors featuring Simplebus 2 technology. Supplied with line termination terminal art. 1216. Dimensions: 143x62x90 mm (8 DIN modules).	
	<b>1212/B</b>	<b>230 VAC / 20 VDC/ 14 VA POWER SUPPLY UNIT</b> Power supply unit with 230 VAC input, 20 VDC / 14VA output. The power supply unit is fitted with an internal protection PTC element. Dimensions: 72x90x62 mm (4 DIN modules).	
	<b>1214/2C</b>	<b>DISTRIBUTION TERMINAL. SIMPLEBUS 2</b> Line distribution terminal. The terminal is to connected to the riser to create branches to backplates or door-entry phones.	
	<b>1216</b>	<b>LINE CLOSURE TERMINAL, SIMPLEBUS 2</b> Line closure terminal. Supplied with the mixer (4 pcs.). To be used to terminate the riser, in accordance with the indications in the technical documentation, to optimise signal distribution.	
	<b>1224A</b>	<b>DIGITAL SWITCHING DEVICE. SIMPLEBUS 1</b> Switching device for audio or audio/video systems with 2 or more Simplebus 1 outdoor entrance panels. Complete with 2 dip-switches with 8 positions for setting the user range of the riser. 12 VAC and 22 VDC power supply. Dimensions: 60x85x35 mm (4 DIN modules).	
	<b>1229</b>	<b>ADDITIONAL RINGTONE</b> Additional ringtone for call repetition, which can be controlled directly from terminals S- and S+ of the backplates and/or by the entry phones of Simplebus system, ViP and kit 8270. Surface-mounted or on domestic series 503 box. Dimensions: 110x75x29 mm.	

	<b>1229A</b>	<b>ADDITIONAL RINGTONE. SIMPLEBUS 2</b> Surface-mounted accessory for additional ringtone for direct connection to 2-wire bus. Allows ringtone selection and adjustment of ringtone volume with privacy function, equipped with dip switches for user code programming, door bell input terminals and call repeat. Fitted with distribution terminal art. 1214/2C. Dimensions: 125x95x24 mm.	
	<b>1236</b>	<b>POWER SUPPLY UNIT / AMPLIFIER FOR SIMPLEBUS 1</b> Module to be installed in the system section before the mixer or in audio systems to extend the number of users or accessories that can be connected to an entrance. 12 VAC or 20 VDC power supply. Dimensions: 60x85x35 mm (4 DIN modules).	
	<b>1237</b>	<b>SIMPLEBUS LINE PROTECTION</b> Protection for Simplebus line	
	<b>1252</b>	<b>USER EXPANSION INTERFACE. SIMPLEBUS 1 AND 2</b> An interface that allows up to 8 internal audio or audio/video units to ring simultaneously. Can be used in Simplebus 1 and Simplebus 2 systems. The interface does not supply power to the door entry monitors connected to the system. Dimensions: 6 DIN modules. 120-230 VAC power supply.	
	<b>1256</b>	<b>ACTUATOR RELAY. SIMPLEBUS 1 AND 2</b> Intelligent device for controlling a relay on board (12-24 VAC/VDC / 10A max.) for general uses. This device can be used in all Simplebus systems. Power supply: 12 VAC or 20 VDC. Dimensions: 66x85x35 mm (4 DIN modules). Distribution terminal for video signal art. 1214/2C supplied.	
	<b>1259C</b>	<b>MODULE FOR REMOTE CAMERAS. SIMPLEBUS 2</b> Module that allows the cyclical management of the video signals from up to 3 cameras on a door entry monitor via a dedicated key. 12 VAC or 20 VDC power supply. Dimensions: 60x85x35 mm (4 DIN modules).	
	<b>1404</b>	<b>DIGITAL SWITCHING DEVICE. SIMPLEBUS 2</b> Audio/video switching module for Simplebus 2 digital systems. To be used in systems with more than one entrance. Bus line power supply. Dimensions: 60x85x35 mm (4 DIN modules).	
	<b>1405</b>	<b>QUADRA DIGITAL SWITCHING DEVICE WITH 2 INPUTS. SIMPLEBUS 2</b> Audio/video switching module for audio/video kit systems. For use only in systems with a maximum of 2 entrances with Quadra series external unit. Bus line power supply. Dimensions: 35x90x58 mm (2 DIN modules).	
	<b>1409</b>	<b>REMOTE CAMERA MODULE. SIMPLEBUS 2</b> Module for connecting remote cameras for Simplebus 2 digital 2-wire systems. Allows management of up to 3 colour video cameras in cyclical sequence from door entry monitors using a dedicated button. 12 VAC or 20 VDC power supply. Dimensions: 60x85x35 mm (4 DIN modules).	
	<b>1412</b>	<b>1IN-4OUT CONNECTION TERMINAL. SIMPLEBUS 2</b> Line distributor with 4 outputs. To be used in video systems for branch connection of monitors and/or door-entry phones. Dimensions: 34.5 x 40.5 x 20 mm	



	<b>1414</b>	<b>RISER DISTRIBUTOR MODULE. SIMPLEBUS 2</b> The module is used to branch a second riser from the outgoing BUS line from the mixer. It can also act as line protection (by default this function is not active). The device can be used on systems with Simplebus 2 wiring and, as it is powered by the 2-wire bus, it does not need any additional power supply. A maximum of 100 users can be connected to each mixer art. 4888 or art. 4888C, regardless of the number of art. 1414 modules used.	
	<b>1415</b>	<b>DISTRIBUTOR MODULE + PROTECTION LINE. SIMPLEBUS 2</b> The module is used to create branches for up to 4 internal units on the riser (with a different address for each output) and also acts as a line protection, isolating the branches in the event of power surges or short circuit. The device can be used on systems with Simplebus 2 wiring and, as it is powered by the 2-wire bus, it does not need any additional power supply. A maximum of 100 users can be connected to each mixer art. 4888 or art. 4888C regardless of the number of art. 1415 modules used, and a maximum of 3 internal units can be connected in cascade for each output of art. 1415. Dimensions: 60x85x35 mm (4 DIN modules)	
	<b>1424</b>	<b>DIGITAL SWITCHING DEVICE. SIMPLEBUS 1</b> Switching device 1424 can be used to create Simplebus systems of up to 120,000 users. It can also be used to create multi-villa systems with doors and porter switchboards, centralising up to 500 kits. The device also makes it possible to control main and secondary switchboards within a system (which can be called independently) and offers alarm signalling to those particular switchboards. It allows cascade bus line distribution as an alternative to star distribution, optimising the connection topology for the part of the system before the power supply units 4888 and 4888C. It has a self-powering function for the LS LS input, which allows riser management without requiring a dedicated secondary external unit. 12 VAC (use transformer art. 1200) - 20 VDC power supply. Dimensions: 60x85x35 mm (4 DIN modules).	
	<b>1998NA</b>	<b>AUDIO PORTER SWITCHBOARD. SIMPLEBUS 1</b> Audio porter switchboard in desk version for Simplebus 1 system with microswitch keypad and 32-character alphanumeric display. Ergonomic handset with easier hangup, thanks to concealed magnetic panels. Allows the code and name of the called and calling users to be displayed, keeping unanswered calls stored in the memory. Manages Day/Night mode and user/user intercom service. Allows management of alarm indications originating from users. Up to 1000 users can be saved in the memory. Supplied with a removable cable with connection hub. 24 VAC power supply with Art. 1195. Dimensions (LxHxD): 225x100x225 mm.	
	<b>1998NV</b>	<b>AUDIO/VIDEO PORTER SWITCHBOARD. SIMPLEBUS 1</b> Audio/video porter switchboard in desk version for Simplebus 1 system with microswitch keypad and 32-character alphanumeric display. Ergonomic handset with easier hangup, thanks to concealed magnetic panels. Allows the code and name of the called and calling users to be displayed, keeping unanswered calls stored in the memory. Manages Day/Night mode and user/user intercom service. Allows management of alarm indications originating from users. Up to 4000 users can be saved in the memory. Supplied with a removable cable with connection hub. 24 VAC power supply with Art. 1195. Dimensions (LxHxD): 225x100x225 mm.	
	<b>4576/100</b>	<b>COMELIT CABLE 2X0.5MM2 + 2X1.5MM2, SIMPLEBUS SYSTEM 1 - 100 M</b> Specific cable for Simplebus 1 systems consisting of two power supply conductors (1.5 mm2) and a small telephone braid for the signals. 100m reel.	
	<b>4576/500</b>	<b>COMELIT CABLE 2X0.5MM2 + 2X1.5MM2, SIMPLEBUS SYSTEM 1 - 500 M</b> Specific cable for Simplebus 1 systems consisting of two power supply conductors (1.5 mm2) and a small telephone braid for the signals. 500m reel.	
	<b>4577/100</b>	<b>COMELIT CABLE 2X1MM2 SIMPLEBUS 2 (100 M)</b> Specific unshielded cable for Simplebus 2 systems (riser sections after the mixer) consisting of a twisted pair of black and red wires with cross-section 1 mm2. 100m reel. Main features of wires - Type: annealed red copper flexible cord, class 5 (32 x 0.2 mm) - Insulation: Polyethylene - Diameter with insulation: 2.2 mm - Insulation thickness: 0.6 mm Main features of the external insulation - Insulation: Green flame-retardant PVC CEI 20-22 II - Diameter: 6.5 mm - Thickness: 1.05 mm Electrical specifications - Resistance: < 19 Ohm/km - Test voltage: 2500V @ 5 min. - Rated voltage: 450-750V	









	<b>4577/500</b>	<b>COMELIT CABLE 2X1MM2 SIMPLEBUS 2 (500 M)</b> Specific unshielded cable for Simplebus 2 systems (riser sections after the mixer) consisting of a twisted pair of black and red wires with cross-section 1 mm2. 500m reel. Main features of wires - Type: annealed red copper flexible cord, class 5 (32 x 0.2 mm) - Insulation: Polyethylene - Diameter with insulation: 2.2 mm - Insulation thickness: 0.6 mm. Main features of the external insulation - Insulation: Green flame-retardant PVC CEI 20-22 II - Diameter: 6.5 mm - Thickness: 1.05 mm Electrical specifications - Resistance: < 19 Ohm/km - Test voltage: 2500V @ 5 min. - Rated voltage: 450-750V	
	<b>4578/100</b>	<b>COMELIT OUTDOOR CABLE 2X0.5MM2 + 2X1.5MM2, SIMPLEBUS SYSTEM 1 - 100 M</b> Specific cable for outdoors for Simplebus 1 systems consisting of two power supply conductors (1.5 mm2) and a small telephone braid for the signals. 100m reel.	
	<b>4578/500</b>	<b>COMELIT OUTDOOR CABLE 2X0.5MM2 + 2X1.5MM2, SIMPLEBUS SYSTEM 1 - 500 M</b> Specific cable for outdoors for Simplebus 1 systems consisting of two power supply conductors (1.5 mm2) and a small telephone braid for the signals. 500m reel.	
	<b>4579/100</b>	<b>COMELIT OUTDOOR CABLE 2X1MM2, SIMPLEBUS 2 (100 M)</b> Specific unshielded cable for Simplebus 2 systems (riser sections after the mixer) consisting of a twisted pair of black and red wires with cross-section 1 mm2. 100m reel. Main features of wires - Type: annealed red copper flexible cord, class 5 (32 x 0.2 mm) - Insulation: Polyethylene - Diameter with insulation: 2 mm - Insulation thickness: 0.8 mm. Main features of the external insulation - Insulation: polyvinyl chloride -vPVC flame retardant (IEC 60332-1/3) grey RAL 7032 CEI UNEL 36762 C-4 - Diameter: 6.8 mm - Thickness: 1.4 mm Electrical specifications - Resistance: < 18.4 Ohm/km - Test voltage: 2000V @ 5 min. - Rated voltage: 400V - Operating temperature: -30 - 90 °C	
	<b>4579/500</b>	<b>COMELIT OUTDOOR CABLE 2X1MM2, SIMPLEBUS 2 (500 M)</b> Specific unshielded cable for Simplebus 2 systems (riser sections after the mixer) consisting of a twisted pair of black and red wires with cross-section 1 mm2. 500m reel. Main features of wires - Type: annealed red copper flexible cord, class 5 (32 x 0.2 mm) - Insulation: Polyethylene - Diameter with insulation: 2 mm - Insulation thickness: 0.8 mm. Main features of the external insulation - Insulation: polyvinyl chloride -vPVC flame retardant (IEC 60332-1/3) grey RAL 7032 CEI UNEL 36762 C-4 - Diameter: 6.8 mm - Thickness: 1.4 mm Electrical specifications - Resistance: < 18.4 Ohm/km - Test voltage: 2000V @ 5 min. - Rated voltage: 400V - Operating temperature: -30 - 90 °C	
	<b>4833C</b>	<b>LINE AMPLIFIER FOR SIMPLEBUS 1 VIDEO SYSTEMS</b> Amplifier for Simplebus 1 video systems. Regenerates the video component of the riser signal. Equipped with microcontroller for optimal operation management. Follow the operating instructions in the technical documentation. Power supply: 12 VAC or 20 VDC. Only to be mounted on the system section feeding into the mixers art. 4888C (Simplebus 1 section). Dimensions: 66x85x37 mm (4 DIN modules).	
	<b>4834/9</b>	<b>CONCENTRATOR MODULE W/ 9 OUTPUTS FOR SIMPLEBUS 1 SYSTEMS</b> Line concentrator for video system. Allows distribution of the signal on 9 risers. Does not require a power supply. Only to be mounted on the system section feeding into the mixers. Dimensions: 66x85x37 mm (4 DIN modules).	
	<b>4840</b>	<b>DISTRIBUTOR WITH 4 OUTPUTS. SIMPLEBUS 2</b> Line distributor for video system. Allows distribution of the signal on 4 risers. Does not require a power supply. Simplebus 2 System. Dimensions: 66x85x35 mm (4 DIN modules).	
	<b>4888C</b>	<b>SIMPLEBUS 1 MIXER/POWER SUPPLY UNIT</b> Mixer/Power supply unit for audio or audio/video systems with 1 input compatible with all outdoor entrance panels featuring Simplebus 1 technology and 4 outputs for the connection of up to 100 devices such as door-entry phones and door entry monitors featuring Simplebus 2 technology. It is equipped with an LED to signal any short-circuits detected on the lines and an AC output facility for powering additional devices such as switching devices art. 1224A, 1424 and/or actuator relay art. 1256. Allows intercom functions between users. Fitted with 4 terminals for line termination art. 1216. Dimensions (LxHxD): 140x140x67 mm (8 DIN modules).	















	<b>4933</b>	<p><b>SIMPLEBUS 2 DISTRIBUTOR AND AMPLIFIER</b> 4933 is a concentrator with 6 outputs for star distribution of the video signal which is only directed and amplified towards the riser branch involved in the communication. 4933 regenerates and amplifies the video signal with two levels of gain independently over the 6 outputs to increase the operating distances. The riser outputs used must be programmed manually. Compatible with all Simplebus 2 functions and products. Only to be mounted on the system section feeding into the mixers art. 4888C (Simplebus 1 section). 115-230 VAC power supply. Housed in an 8-module DIN enclosure. Dimensions: 140x140x67 mm.</p>	
<b>POWER SUPPLY UNITS AND ACCESSORIES VIP SYSTEM</b>			
	<b>1437</b>	<p><b>VIP SCAN PROTECTOR</b> Protection device for ViP system. When this device is installed in the system, credentials will be required in order to use the configuration software ViP manager. For use and programming of the device, refer to the indications in the technical documentation. RJ45 connector. Dimensions: 66x85x35 mm (4 DIN modules).</p>	
	<b>1440A</b>	<p><b>IP (VIP) FLOOR DISTRIBUTOR</b> Floor distributor (switch) for IP door entry monitors for routing the data packets of the Comelit ViP system. Equipped with 6 Ethernet communication ports with Comelit PoE (10/100Mbit/s). Product 1440A negotiates the connection speed depending on the connected devices, and the Comelit PoE allows cascade power to be supplied to several 1440A products by enabling the system to be connected over longer distances than the PoE standard. Dimensions: 71x89x62 mm (4 DIN modules).</p>	
	<b>1441</b>	<p><b>110-230 VAC / 55 VDC, 100W IP POWER SUPPLY UNIT (VIP)</b> 230 VAC/110 VAC 100W - 55 VDC din rail power supply unit (6 modules). Dimensions: 106x89x62 mm.</p>	
	<b>1443</b>	<p><b>ACTUATOR RELAY MODULE. VIP</b> Intelligent device for controlling a relay on board (12-24 VAC/VDC / 10A max.) for general uses. Follow the instructions provided in the technical documentation for its use and programming. This device can be used in all ViP systems. Dimensions: 66x85x35 mm (4 DIN modules).</p>	
	<b>1445H</b>	<p><b>REMOTE CAMERA MODULE. VIP</b> This modulates and sends the video signals received from 4 cameras. RJ45 connector. Dimensions: 60x85x35 mm (4 DIN modules). Compatible with H.264 video format.</p>	
	<b>1446H</b>	<p><b>PAL OR NTSC VIDEO OUTPUT MODULE. VIP</b> Generates system output video signal in PAL or NTSC format. RJ45 connector. Dimensions: 60x85x35 mm (4 DIN modules). Compatible with H.264 video format.</p>	
	<b>1447</b>	<p><b>SIGNAL REPEATER MODULE FOR RISER. VIP</b> ViP system 10/100Mbit/s active signal repeater module for riser. Local power supply not required. Up to 8 devices can be connected in cascade. Two RJ45 connectors (PSE/PD) required NOT supplied as standard IEEE802.3at/af. Dimensions: 60x85x35 mm (4 DIN modules).</p>	
	<b>1448</b>	<p><b>PC SWITCHBOARD SOFTWARE FOR VIP SYSTEM</b> Software on micro USB key to easily and intuitively manage and control all the typical porter switchboard functions. In addition to the classic ViP video entry functions, the software is used to receive and forward audio/video calls and to manage alarms originating from the apartments; it has a directory of actuators, internal units and external units which, when suitably programmed, easily identify the apartment and the external unit from which the call originated. It also has a recording archive where all the calls from internal/external units (calls made, managed lost and switched) and alarms are stored. It is also possible to send messages to internal units. The software comes complete with a user licence. The micro USB key must always be plugged into the computer to ensure correct operation. Minimum operating system Windows 8 32/64 bit.</p>	

	<b>1449</b>	<p><b>4-POLE ETHERNET CABLE RJ45, 2 METRES.</b> RJ45 Ethernet cable, 4-pole connection, length 2 metres. For connecting switch 1440A to the PC.</p>	
	<b>1450</b>	<p><b>BARCODE READER FOR VIP SYSTEM DEVICES</b> Barcode reader used to detect the unique code of the device to be programmed, needed to program all devices within the ViP system, for example: door-entry phones, door entry monitors, external units, actuators, etc. Supplied with interface and USB cable for connection to PC.</p>	
	<b>1451A</b>	<p><b>POE POWER SUPPLY UNIT FOR VIP SYSTEM MONITOR</b> The power supply unit converts an ETHERNET connection into a POE-type connection supplying an internal unit. The power supply unit is required to support the installation of ViP devices such as: door entry monitors / door-entry phones on existing ETHERNET networks with non-POE (Power Over Ethernet) connections.</p>	
	<b>1451B</b>	<p><b>POE POWER SUPPLY UNIT 24W. VIP</b> Plug-in power supply unit with PoE injector (Power over Ethernet, standard IEEE802.3af), input 100-240 VAC, output PoE 48 VDC, maximum output power of 24W for ViP system devices.</p>	
	<b>1452</b>	<p><b>REMOTE CONNECTION INTERFACE. VIP</b> The interface connected to the ViP system allows remote use of that system via Internet. System must be connected to a router with Internet connection. For connection to floor distributor art. 1440A; powered directly by the system. Dimensions: 190x165x44 mm</p>	
	<b>1454</b>	<p><b>DOOR ENTRY MONITOR PC SOFTWARE. VIP</b> Software on micro USB stick that allows a PC to be used for answering calls like a door entry monitor. For installation and use on a PC wired directly to the system. Minimum operating system Windows 8 32/64 bit.</p>	
	<b>1454K</b>	<p><b>DOOR ENTRY MONITOR PC SOFTWARE FOR KIT. VIP</b> Software on USB stick that allows a PC to be used for answering calls like a door entry monitor. Pre-set for operation with the single-family VIP KIT art. 8501. For installation and use on a PC wired directly to the system.</p>	
	<b>1459</b>	<p><b>CALL LOG. VIP SYSTEM</b> Server device for ViP system that allows the recording, storage and playback of calls from external units. Complete with Call-Log administrator software for settings (IP address, date, time, enable audio, video or audio-video recording, recording duration and recording storage time) and recording filters (days of the week, external unit making the call, internal unit receiving the call). Compatible with Windows operating systems. 19 VDC power supply. Equipped with power supply unit with 100-240 VAC 50-60 Hz input and 19 VDC output. Dimensions: 190x190x55 mm.</p>	
	<b>1952N</b>	<p><b>AUDIO/VIDEO PORTER SWITCHBOARD. VIP</b> Desktop audio-video porter switchboard with touchscreen and alphanumeric keypad, making the functions simple and straightforward to use. Displays visitor images and the name of the user to call. Day/night mode and user/user intercom service. 12 VDC power supply with art. 43082 or direct from the ViP Ethernet network.</p>	
	<b>1467</b>	<p><b>VIP - FIRE INTERFACE MODULE</b> Module for integration of IP (ViP) and Fire Detection systems. The device can be used to address incoming alerts from a fire alarm control unit to the IP (ViP) system. The alerts can be forwarded and shown on the door entry monitor and/or the porter switchboard. In particular pre-alarm, alarm and evacuation messages can be shown on the door entry monitors and on the switchboard. The switchboard can also provide alerts if faults are present.</p>	



	<b>1468</b>	<b>INTER-VLAN ROUTING INTERFACE</b> This is the solution for installations where several VLANs are present and ViP devices need to be installed on them. To establish a connection between two or more VLANs, you need to install a device for every VLAN. The device is configured easily using ViP Manager; it requires a static IP address and the devices installed on the other VLANs to be connected must be configured.	
	<b>1469</b>	<b>SIMPLEBUS INTERFACE FOR VIP SYSTEM BASE</b> Interface for the management of hybrid video entry phone system configurations with door-entry phones and door entry monitors using 2-wire technology (SimpleBus and SimpleBus 2) and devices using IP technology for the basic system structure (external units, switchboards, actuator modules, call logs). The 2-wire door-entry phones and door entry monitors can receive calls from the ViP external unit and forward commands to ViP devices (self-ignition, call to main and/or secondary switchboard, actuator control, view ViP cameras, view RTSP cameras, etc.). The interface has 1 Ethernet port for IP video entry system connection, L-L terminals for connection to the SimpleBus system, power supply: 12-56 VDC. Dimensions: 70x90x59 (4 DIN modules).	
	<b>1484</b>	<b>VIP INTERFACE FOR INTEGRATION WITH VMS</b> Module for integration of the ViP video entry system with the VMS software. The module monitors the ViP system and forwards information to the connected VMS software. Forwarded information includes: ViP device connection status, call started, call answered, call failed, call forwarded. VMS supported: Wisenet SSM by Hanwha Techwin. The module has 5 Ethernet ports for connecting the ViP system to the network, and two PoE ports with selectable PoE are available for interfacing with the VMS. It also has a 40-56 VDC power supply input. Dimensions: 70x90x62 mm (4 DIN modules).	
	<b>1456LC</b>	<b>LIFT CONTROL INTERFACE - VIP</b> Interface for KONE lift management. The module has 5 Ethernet ports for connecting the ViP system to the network, and a PoE port with selectable PoE is available for interfacing with the lift management system. It also has a 40-56 VDC power supply input. Dimensions: 70x90x62 mm (4 DIN modules).	

**POWER SUPPLY UNITS AND COMMON ACCESSORIES**

	<b>1195</b>	<b>230 VAC / 12-24 VAC / 60 VA TRANSFORMER</b> DIN rail mount transformer (5 modules), 230 VAC / 50-60 Hz input, 12/24 VAC output with terminal board.	
	<b>1595</b>	<b>120-230 VAC / 33 VDC POWER SUPPLY UNIT</b> Power supply unit with 120-230 VAC input, 33 VDC output of 500 mA in continuous operation and 1.2A inrush current, for outdoor entrance panels. Equipped with internal protection against current overload and short circuits. Dimensions: 71.7x90x62 mm (4 DIN modules).	
	<b>1596B</b>	<b>POWER SUPPLY UNIT 100-240 VAC/ 33 VDC, 60 W. PSE CERTIFIED</b> Power supply unit with 110-240V primary and 33 VDC / 1.8A continuous output for 316 Touch entrance panel art. 3454. Equipped with internal protection against current overload and short circuits. Dimensions: 118.09x92.59x60.5 mm (7 DIN modules). PSE certified.	
	<b>1217A</b>	<b>NAMEPLATE LABEL SHEETS FOR QUADRA WITH BUTTONS</b> The kit contains 10 sheets of adhesive labels for nameplates (7 for 1-button nameplates, 2 for 2-button nameplates, 1 for 4-button nameplates) for Quadra entrance panel with mechanical buttons.	 
	<b>1235A</b>	<b>SOFTWARE FOR PRINTING NAMEPLATE LABELS</b> Dedicated software for the creation and printing of nameplate and information labels for Ikall, Vandalcom, Quadra and 316 Analog entrance panels. Requires use of adhesive labels art. 1217, 1218, 1219 or art. 1220. You can download this software for free from the Comelit website.	 

	<b>1249B</b>	<b>PROGRAMMING SOFTWARE FOR ELECTRONIC DIRECTORY</b> Software to be installed on a PC. It allows the name directory of digital modules 3360, 3340, 3342, 3070 or 3072 and of the porter switchboard 1998NA to be programmed quickly, and allows archive management on PC. Equipped with cable and adapter for connection to PC. Compatible with all Simplebus 2 functions and products.	
	<b>1250IA</b>	<b>ACCESSORY FOR MOUNTING IKALL AUDIO UNITS ON SINGLE-PLATE PANEL</b> Accessory allowing the installation and use of Ikall audio modules art. 1622, 1622VC, 1622VCF and 1682 on N and AV/4 series entrance panels, and single-plate entrance panels in general. Fitted with a voltage reducer for powering festoon lamps if used with power supply unit 1595 or 1207.	 
	<b>1250IAL</b>	<b>ACCESSORY FOR MOUNTING IKALL AUDIO UNITS ON LED SINGLE-PLATE PANEL</b> Accessory allowing the installation and use of Ikall audio modules art. 1621, 1621VC and 1622L on N and AV/4 series entrance panels, and single-plate entrance panels in general. Fitted with a voltage reducer for powering festoon lamps if used with power supply unit 1595.	 
	<b>1250IKV</b>	<b>ACCESSORY FOR MOUNTING IKALL AUDIO/VIDEO UNITS ON SINGLE-PLATE PANEL</b> Accessory allowing the installation and use of Ikall audio/video modules art. 4680, 4680C, 4680K, 4680KC, 4682C, 4682KC, 4675 and 4673 on single-plate entrance panels in general.	 
	<b>1250IV</b>	<b>ACCESSORY FOR MOUNTING IKALL AUDIO/VIDEO UNITS ON SINGLE-PLATE PANEL</b> Accessory allowing the installation and use of Ikall audio/video modules art. 4680, 4680C, 4680K, 4680KC, 4681, 4682C, 4682HC, 4682KC, 4682HCC, 4675 and 4673 on single-plate entrance panels in general. Fitted with a voltage reducer for powering festoon lamps if used with power supply unit 1595 or 1207.	 
	<b>3061MU</b>	<b>MASTER BUTTON WITH NAMEPLATE. EU GROUPS</b> Master button for use in Simplebus 1, Simplebus 2 and ViP systems. To be used in systems with EU series units. UDB communication protocol. It consists of a nameplate holder and a mechanical stainless steel call button. The brightness level of the white LED can be adjusted on the back. Up to 3 slave buttons art. 3061S can be connected to the button using the supplied cable. Installation should take place on 2.5 mm thick metal front panels.	
	<b>3061S</b>	<b>SLAVE BUTTON WITH NAMEPLATE</b> Slave button for use in both Simplebus and ViP systems, consisting of a nameplate and a call pushbutton in steel. The brightness level of the white LED can be adjusted on the back. Installation should take place on 2.5 mm thick metal plates.	
	<b>3063U</b>	<b>8-BUTTON INTERFACE SIMPLEBUS 1-2/VIP FOR SINGLE-PLATE PANEL</b> Interface for the management of 8 buttons, for use with single-plate outdoor entrance panels. Compatible with all systems. Works in conjunction with audio or audio/video modules for the Ultra series entrance panel. Complete with 475 mm long cable with connectors for connection to the audio or audio/video module, or other button interfaces. Cable connection via spring-loaded terminal block. Dimensions (LxHxD): 74 x 42 x 18 mm.	
	<b>20005000</b>	<b>VIP INTERFACE FOR S2 SYSTEMS</b> This interface allows monitors and home automation supervisors of the ViP system to be used on SimpleBus2 audio/video systems. ViP monitors/system managers can be used to receive calls from the external unit, and to make calls and control SimpleBus2 devices (self-ignition, main and/or secondary switchboard call, general intercom call [selective intercom call is NOT available], actuator control, camera module control, etc.). This interface also allows for integration with the SimpleHome automation system and video entry phone call forwarding via the Comelit App. The interface is equipped with 1 Comelit PoE Ethernet port for connection to the ViP monitor and terminals for connection to the SimpleBus2 system. Power supply: 12-56 VDC. Dimensions: 70x90x59 (4 DIN modules).	

1406	SIMPLEBUS 2 MULTI-USER CALL FORWARDING MODULE	16
1195	230 VAC / 12-24 VAC / 60 VA TRANSFORMER	156
1200	230 VAC / 12 VAC / 15 VA TRANSFORMER	150
1209	VIDEO KIT POWER SUPPLY UNIT SIMPLEBUS 2	32 - 135 - 150
1216	LINE CLOSURE TERMINAL, SIMPLEBUS 2	150
1219	NAMEPLATE LABEL SHEETS FOR VANDALCOM ENTRANCE PANEL	127
1229	ADDITIONAL RINGTONE	150
1236	POWER SUPPLY UNIT / AMPLIFIER FOR SIMPLEBUS 1	151
1237	SIMPLEBUS LINE PROTECTION	151
1252	USER EXPANSION INTERFACE. SIMPLEBUS 1 AND 2	151
1256	DIGITAL ACTUATOR RELAY, SIMPLEBUS SYSTEM	32 - 151
1404	DIGITAL SWITCHING DEVICE, SIMPLEBUS 2	32 - 151
1405	QUADRA DIGITAL SWITCHING DEVICE WITH 2 INPUTS, SIMPLEBUS 2	32 - 151
1407	GATEWAY LTE WITH SIM	16
1409	ACCESSORY FOR REMOTE COLOUR CAMERAS, SIMPLEBUS 2	32 - 151
1412	1IN-4OUT CONNECTION TERMINAL. SIMPLEBUS 2	151
1414	RISER DISTRIBUTOR MODULE. SIMPLEBUS 2	152
1415	DISTRIBUTOR MODULE + PROTECTION LINE. SIMPLEBUS 2	152
1424	DIGITAL SWITCHING DEVICE. SIMPLEBUS 1	152
1437	VIP SCAN PROTECTOR	154
1441	110-230 VAC / 55 VDC, 100W IP POWER SUPPLY UNIT (VIP)	154
1443	ACTUATOR RELAY MODULE. VIP	154
1447	SIGNAL REPEATER MODULE FOR RISER. VIP	154
1448	PC SWITCHBOARD SOFTWARE FOR VIP SYSTEM	154
1449	4-POLE ETHERNET CABLE RJ45, 2 METRES.	155
1450	BARCODE READER FOR VIP SYSTEM DEVICES	155
1452	REMOTE CONNECTION INTERFACE. VIP	155
1454	DOOR ENTRY MONITOR PC SOFTWARE. VIP	155
1456	APARTMENT MASTER GATEWAY FOR VIP SYSTEM	146
1459	CALL LOG. VIP SYSTEM	155
1467	VIP - FIRE INTERFACE MODULE	155
1468	INTER-VLAN ROUTING INTERFACE	156
1469	SIMPLEBUS INTERFACE FOR VIP SYSTEM BASE	156
1484	VIP INTERFACE FOR INTEGRATION WITH VMS	156
1595	120-230 VAC / 33 VDC POWER SUPPLY UNIT	115 - 156
1621	IKALL SERIES SIMPLEBUS 2 AUDIO UNIT WITH LED	126 - 129
1622	SIMPLEBUS AUDIO UNIT FOR IKALL SERIES	126
1626	ADDITIONAL BUTTON FOR STYLE DOOR-ENTRY PHONE	92
1682	VIP SYSTEM AUDIO UNIT FOR IKALL SERIES	126 - 129
2633	VIP SYSTEM ELEGANCE DOOR-ENTRY PHONE. STYLE SERIES	92
2735	CALL REPETITION CARD + MINI DOOR-ENTRY PHONE BUTTON WITH HANDSET	85
3455	8" TOUCH MODULE SIMPLEBUS 1-SIMPLEBUS 2 FOR IKALL UNITS	140
3456	8" TOUCH MODULE, VIP, FOR IKALL UNITS	140
3458	ENTRANCE PANEL 316 ACCESS CONTROL MODULE	115
3459	CANOPY WITH LEDS FOR 316 SENSE ENTRANCE PANEL	115
3461	SURFACE-MOUNTED HOUSING FOR EMERGENCY AND HELP POINT	138
3522	ADAPTER FOR VISTO WI-FI KIT	43

3525	LEFT/RIGHT ADJUSTABLE BRACKET FOR VISTO	43 - 132
3526	UP/DOWN ADJUSTABLE BRACKET FOR VISTO	43 - 132
3528	ADAPTER PLATE FOR VISTO KIT	43
3531	POWER SUPPLY UNIT FOR VISTO CAMERA	43
3534	24 VCC POWER SUPPLY UNIT WITH EU-UK-USA PLUGS	133
4681	AUDIO/VIDEO UNIT SIMPLEBUS 2	127 - 130
4792	RAIN SHIELD FOR QUADRA ENTRANCE PANEL	29 - 31 - 135
4840	DISTRIBUTOR WITH 4 OUTPUTS. SIMPLEBUS 2	153
4933	SIMPLEBUS 2 DISTRIBUTOR AND AMPLIFIER	154
6117	FLUSH-MOUNTED BOX FOR ICONA DOOR ENTRY MONITOR	32 - 77
6118	PLASTERBOARD INSTALLATION KIT FOR MAXI AND ICONA DOOR ENTRY MONITORS	32 - 77
6617	FLUSH-MOUNTED BOX FOR ICONA DOOR ENTRY MONITOR ON PLASTERBOARD	32 - 77
6620	WALL MOUNT FOR ICONA DOOR ENTRY MONITOR	32 - 77
6754	ADAPTER PLATE FOR MINI HANDSFREE AUDIO	88
6812	DESK BASE FOR MAXI DOOR ENTRY MONITOR	31 - 82
6817	FLUSH-MOUNTED BOX FOR MAXI DOOR ENTRY MONITOR	31 - 82
6820	WALL MOUNT FOR MAXI DOOR ENTRY MONITOR	31 - 82
31141	FLUSH-MOUNTED FINISHING FRAME, 1 MODULE, FOR ENTRANCE PANELS	103
31142	FLUSH-MOUNTED FINISHING FRAME, 2 MODULES, FOR ENTRANCE PANELS	103
31143	FLUSH-MOUNTED FINISHING FRAME, 3 MODULES, FOR ENTRANCE PANELS	103
31144	FLUSH-MOUNTED FINISHING FRAME, 2X2 MODULES, FOR ENTRANCE PANELS	103
31146	FLUSH-MOUNTED FINISHING FRAME, 2X3 MODULES, FOR ENTRANCE PANELS	103
31149	FLUSH-MOUNTED FINISHING FRAME, 3X3 MODULES, FOR ENTRANCE PANELS	103
20005000	VIP INTERFACE FOR S2 SYSTEMS	157
KVV8501	MONO VISTO AND 7TOP KIT, VIP	42
1122/A	12-24 VDC-AC RELAY FOR GENERAL USE	150
1172B	LED BULB FOR EXTERNAL UNITS	126 - 130
1184/A	TIMER 3"-180"	150
1210A	SIMPLEBUS 2 POWER SUPPLY UNIT	150
1212/B	230 VAC / 20 VDC/ 14 VA POWER SUPPLY UNIT	150
1214/2C	DISTRIBUTION TERMINAL. SIMPLEBUS 2	150
1217A	NAMEPLATE LABEL SHEETS FOR QUADRA WITH BUTTONS	29 - 31 - 135 - 156
1224A	DIGITAL SWITCHING DEVICE. SIMPLEBUS 1	150
1229A	ADDITIONAL RINGTONE SIMPLEBUS 2	32 - 151
1235A	SOFTWARE FOR PRINTING NAMEPLATE LABELS	29 - 31 - 127 - 135 - 156
1249B	PROGRAMMING SOFTWARE FOR ELECTRONIC DIRECTORY	157
1250IA	ACCESSORY FOR MOUNTING IKALL AUDIO UNITS ON SINGLE-PLATE PANEL	157
1250IAL	ACCESSORY FOR MOUNTING IKALL AUDIO UNITS ON LED SINGLE-PLATE PANEL	157
1250IKV	ACCESSORY FOR MOUNTING IKALL AUDIO/VIDEO UNITS ON SINGLE-PLATE PANEL	157
1250IV	ACCESSORY FOR MOUNTING IKALL AUDIO/VIDEO UNITS ON SINGLE-PLATE PANEL	157
1259C	MODULE FOR REMOTE CAMERAS. SIMPLEBUS 2	151
1406C01	CONNECTION LICENCE ART. K1406 1 YEAR	16
1406C02	CONNECTION LICENCE ART. K1406 2 YEARS	16
1406C05	CONNECTION LICENCE ART. K1406 5 YEARS	16
1406C10	CONNECTION LICENCE ART. K1406 10 YEARS	16
1440A	IP (VIP) FLOOR DISTRIBUTOR	154
1445H	REMOTE CAMERA MODULE. VIP	154

**DOOR ENTRY MONITORS INDEX - 2 OF 7**

1446H	PAL OR NTSC VIDEO OUTPUT MODULE. VIP	154
1451A	POE POWER SUPPLY UNIT FOR VIP SYSTEM MONITOR	155
1451B	POE POWER SUPPLY UNIT 24W. VIP	155
1454K	DOOR ENTRY MONITOR PC SOFTWARE FOR KIT. VIP	155
1456B	VIP SYSTEM GATEWAY	146
1456B/ME1	1 MASTER LICENCE FOR 1456B, VIP SYSTEM (E-MAIL)	147
1456B/ME10	10 MASTER LICENCES FOR 1456B, VIP SYSTEM (E-MAIL)	147
1456B/ME100	100 MASTER LICENCES FOR 1456B, VIP SYSTEM (E-MAIL)	147
1456B/ME200	200 MASTER LICENCES FOR 1456B, VIP SYSTEM (E-MAIL)	147
1456B/ME50	50 MASTER LICENCES FOR 1456B, VIP SYSTEM (E-MAIL)	147
1456B/SE1	1 SLAVE LICENCE FOR 1456B, VIP SYSTEM (E-MAIL)	147
1456B/SE10	10 SLAVE LICENCES FOR 1456B, VIP SYSTEM (E-MAIL)	147
1456B/SE100	100 SLAVE LICENCES FOR 1456B, VIP SYSTEM (E-MAIL)	147
1456B/SE200	200 SLAVE LICENCES FOR 1456B, VIP SYSTEM (E-MAIL)	147
1456B/SE50	50 SLAVE LICENCES FOR 1456B, VIP SYSTEM (E-MAIL)	147
1456B/TE1	1 PHONE LICENCE FOR 1456B, VIP SYSTEM (E-MAIL)	147
1456B/TE10	10 PHONE LICENCES FOR 1456B, VIP SYSTEM (E-MAIL)	147
1456B/TE100	100 PHONE LICENCES FOR 1456B, VIP SYSTEM (E-MAIL)	147
1456B/TE200	200 PHONE LICENCES FOR 1456B, VIP SYSTEM (E-MAIL)	147
1456B/TE50	50 PHONE LICENCES FOR 1456B, VIP SYSTEM (E-MAIL)	147
1456G	VIP INTERFACE FOR THIRD-PARTY TERMINALS	147
1456LC	LIFT CONTROL INTERFACE - VIP	156
1456S	APARTMENT SLAVE GATEWAY FOR VIP SYSTEM	146
1596B	POWER SUPPLY UNIT 100-240 VAC/ 33 VDC, 60 W. PSE CERTIFIED	115 - 156
1621VC	REMOTE CAMERA AUDIO UNIT, IKALL SIMPLEBUS 2	126 - 129
1622VC	IKALL REMOTE CAMERA AUDIO MODULE UNIT, SIMPLEBUS 1	126 - 129
1952N	AUDIO/VIDEO PORTER SWITCHBOARD. VIP	155
1998NA	AUDIO PORTER SWITCHBOARD. SIMPLEBUS 1	152
1998NV	AUDIO/VIDEO PORTER SWITCHBOARD. SIMPLEBUS 1	152
2600/4	ORANGE COVER FOR STYLE ELEGANCE DOOR-ENTRY PHONE	92
2600/5	RED COVER FOR STYLE ELEGANCE DOOR-ENTRY PHONE	92
2642W/16	16-TERMINAL DESK BASE FOR STYLE DOOR-ENTRY PHONE - WHITE	92
2702W	2-BUTTON MINI DOOR-ENTRY PHONE. TRADITIONAL	84
2703U	2-BUTTON MINI DOOR-ENTRY PHONE, UNIVERSAL	84
2708W/A	MINI DOOR-ENTRY PHONE WITH HANDSET - SIMPLEBUS 1	84
2719W	5-BUTTON MINI DOOR-ENTRY PHONE, SIMPLEBUS 1 AND 2	85
2720W	MOUNT FOR ROUTING OF EXTERNAL CABLES FOR MINI HANDSET MONITOR	85
2738W/A	MINI DOOR-ENTRY PHONE WITH HANDSET - SIMPLEBUS 2	85
2742W	DESK BASE FOR MINI DOOR-ENTRY PHONES WITH HANDSET	85
2812W	2-BUTTON MINI DOOR-ENTRY PHONE FOR KIT KCA0061	84
3001/RI	ROMA SERIES AUDIO ENTRANCE PANEL FOR IKALL UNIT, 1 BUTTON	128
3002/RI	ROMA SERIES AUDIO ENTRANCE PANEL FOR IKALL UNIT, 2 BUTTONS	128
3003/RI	ROMA SERIES AUDIO ENTRANCE PANEL FOR IKALL UNIT, 3 BUTTONS	128
3004/RI	ROMA SERIES AUDIO ENTRANCE PANEL FOR IKALL UNIT, 4 BUTTONS	128
3005/RI	ROMA SERIES AUDIO ENTRANCE PANEL FOR IKALL UNIT, 5 BUTTONS	128
3006/2/RI	ROMA SERIES AUDIO ENTRANCE PANEL FOR IKALL UNIT, 6 BUTTONS	128

3006/RI	ROMA SERIES AUDIO ENTRANCE PANEL FOR IKALL UNIT, 6 BUTTONS	128
3008/2/RI	ROMA SERIES AUDIO ENTRANCE PANEL FOR IKALL UNIT, 8 BUTTONS	128
3010/2/RI	ROMA SERIES AUDIO ENTRANCE PANEL FOR IKALL UNIT, 10 BUTTONS	128
3012/2/RI	ROMA SERIES AUDIO ENTRANCE PANEL FOR IKALL UNIT, 12 BUTTONS	128
3014/2/RI	ROMA SERIES AUDIO ENTRANCE PANEL FOR IKALL UNIT, 14 BUTTONS	128
3016/2/RI	ROMA SERIES AUDIO ENTRANCE PANEL FOR IKALL UNIT, 16 BUTTONS	128
3018/2/RI	ROMA SERIES AUDIO ENTRANCE PANEL FOR IKALL UNIT, 18 BUTTONS	128
3020/2/RI	ROMA SERIES AUDIO ENTRANCE PANEL FOR IKALL UNIT, 20 BUTTONS	128
3022/2/RI	ROMA SERIES AUDIO ENTRANCE PANEL FOR IKALL UNIT, 22 BUTTONS	128
3024/4/RI	ROMA SERIES AUDIO ENTRANCE PANEL FOR IKALL UNIT, 24 BUTTONS	128
3028/4/RI	ROMA SERIES AUDIO ENTRANCE PANEL FOR IKALL UNIT, 28 BUTTONS	128
3032/4/RI	ROMA SERIES AUDIO ENTRANCE PANEL FOR IKALL UNIT, 32 BUTTONS	128
3036/4/RI	ROMA SERIES AUDIO ENTRANCE PANEL FOR IKALL UNIT, 36 BUTTONS	128
3040/4/RI	ROMA SERIES AUDIO ENTRANCE PANEL FOR IKALL UNIT, 40 BUTTONS	128
3044/4/RI	ROMA SERIES AUDIO ENTRANCE PANEL FOR IKALL UNIT, 44 BUTTONS	128
3048/4/RI	ROMA SERIES AUDIO ENTRANCE PANEL FOR IKALL UNIT, 48 BUTTONS	128
3061MU	MASTER BUTTON WITH NAMEPLATE. EU GROUPS	122 - 144 - 157
3061S	SLAVE BUTTON WITH NAMEPLATE	122 - 157
3063D	8-BUTTON MODULE SIMPLEBUS 1-2/VIP FOR SINGLE-PLATE PANEL	130
3063U	8-BUTTON INTERFACE SIMPLEBUS 1-2/VIP FOR SINGLE-PLATE PANEL	130 - 144 - 157
3064S	4-BUTTON MODULE, VANDALCOM SERIES	125
3070S	DIGITAL CALL MODULE, VANDALCOM SERIES	125
3072S	DIGITAL DIRECTORY MODULE, VANDALCOM SERIES	125
3110/1A	FLUSH-MOUNTED BOX, 1 MODULE, FOR ENTRANCE PANELS	104
3110/2A	FLUSH-MOUNTED BOX, 2 MODULES, FOR ENTRANCE PANELS	104
3110/3A	FLUSH-MOUNTED BOX, 3 MODULES, FOR ENTRANCE PANELS	104
3110/4A	FLUSH-MOUNTED BOX, 4 MODULES, FOR ENTRANCE PANELS	104
31144L	FLUSH-MOUNTED FINISHING FRAME, 4 MODULES, FOR ENTRANCE PANELS	103
3159/1	VANDALCOM SERIES STAINLESS STEEL SURFACE-MOUNTED HOUSING	124
3159/2	VANDALCOM SERIES STAINLESS STEEL SURFACE-MOUNTED HOUSING	124
3159/3	VANDALCOM SERIES STAINLESS STEEL SURFACE-MOUNTED HOUSING	124
3160/1	FLUSH-MOUNTED BOX FOR VANDALCOM ENTRANCE PANEL	124
3160/2	FLUSH-MOUNTED BOX FOR VANDALCOM ENTRANCE PANEL	124
3160/3	FLUSH-MOUNTED BOX FOR VANDALCOM ENTRANCE PANEL	125
3161/1	VANDALCOM SERIES FRAME. DARK GREY COLOUR	125
3161/1A	VANDALCOM SERIES FRAME. STEEL GREY COLOUR	125
3161/2	VANDALCOM SERIES FRAME. DARK GREY COLOUR	125
3161/2A	VANDALCOM SERIES FRAME. STEEL GREY COLOUR	125
3161/3	VANDALCOM SERIES FRAME. DARK GREY COLOUR	125
3161/3A	VANDALCOM SERIES FRAME. STEEL GREY COLOUR	125
3176S	STEEL BLANK MODULE, VANDALCOM SERIES	125
3178S	PTT MODULE, VANDALCOM SERIES	126
3179S	MODULE FOR USE WITH SIMPLEKEY READER, VANDALCOM SERIES	126
3186S	INDICATOR/NAMEPLATE MODULE, VANDALCOM SERIES	126
3188SB	VANDALCOM SERIES ELECTRONIC KEY	126
3201/RI	ROMA SERIES AUDIO/VIDEO ENT. PANEL FOR IKALL UNIT, 1 BUTTON	129

3202/RI	ROMA SERIES AUDIO/VIDEO ENT. PANEL FOR IKALL UNIT, 2 BUTTONS	129
3203/RI	ROMA SERIES AUDIO/VIDEO ENT. PANEL FOR IKALL UNIT, 3 BUTTONS	129
3204/RI	ROMA SERIES AUDIO/VIDEO ENT. PANEL FOR IKALL UNIT, 4 BUTTONS	129
3205/RI	ROMA SERIES AUDIO/VIDEO ENT. PANEL FOR IKALL UNIT, 5 BUTTONS	129
3206/2/RI	ROMA SERIES AUDIO/VIDEO ENT. PANEL FOR IKALL UNIT, 6 BUTTONS	129
3206/RI	ROMA SERIES AUDIO/VIDEO ENT. PANEL FOR IKALL UNIT, 6 BUTTONS	129
3208/2/RI	ROMA SERIES AUDIO/VIDEO ENT. PANEL FOR IKALL UNIT, 8 BUTTONS	129
3210/2/RI	ROMA SERIES AUDIO/VIDEO ENT. PANEL FOR IKALL UNIT, 10 BUTTONS	129
3212/2/RI	ROMA SERIES AUDIO/VIDEO ENT. PANEL FOR IKALL UNIT, 12 BUTTONS	129
3214/2/RI	ROMA SERIES AUDIO/VIDEO ENT. PANEL FOR IKALL UNIT, 14 BUTTONS	129
3216/2/RI	ROMA SERIES AUDIO/VIDEO ENT. PANEL FOR IKALL UNIT, 16 BUTTONS	129
3218/2/RI	ROMA SERIES AUDIO/VIDEO ENT. PANEL FOR IKALL UNIT, 18 BUTTONS	129
3220/2/RI	ROMA SERIES AUDIO/VIDEO ENT. PANEL FOR IKALL UNIT, 20 BUTTONS	129
3222/2/RI	ROMA SERIES AUDIO/VIDEO ENT. PANEL FOR IKALL UNIT, 22 BUTTONS	129
3224/4/RI	ROMA SERIES AUDIO/VIDEO ENT. PANEL FOR IKALL UNIT, 24 BUTTONS	129
3228/4/RI	ROMA SERIES AUDIO/VIDEO ENT. PANEL FOR IKALL UNIT, 28 BUTTONS	129
3232/4/RI	ROMA SERIES AUDIO/VIDEO ENT. PANEL FOR IKALL UNIT, 32 BUTTONS	129
3236/4/RI	ROMA SERIES AUDIO/VIDEO ENT. PANEL FOR IKALL UNIT, 36 BUTTONS	129
3240/4/RI	ROMA SERIES AUDIO/VIDEO ENT. PANEL FOR IKALL UNIT, 40 BUTTONS	129
3244/4/RI	ROMA SERIES AUDIO/VIDEO ENT. PANEL FOR IKALL UNIT, 44 BUTTONS	129
3248/4/RI	ROMA SERIES AUDIO/VIDEO ENT. PANEL FOR IKALL UNIT, 48 BUTTONS	129
3262S/0	0-BUTTON MODULE FOR AUDIO UNITS	125
3262S/1	1-BUTTON MODULE FOR AUDIO UNITS	125
3262S/2	2-BUTTON MODULE FOR AUDIO UNITS	125
3268S/0	0-BUTTON MODULE FOR A/V UNITS	125
3268S/1	1-BUTTON MODULE FOR A/V UNITS	125
3268S/2	2-BUTTON MODULE FOR A/V UNITS	125
3451AS	STAINLESS STEEL AUDIO ENTRANCE PANEL, 316 SENSE. SIMPLEBUS 1	114
3451S	STAINLESS STEEL AUDIO/VIDEO ENTRANCE PANEL, 316 SENSE. SIMPLEBUS 1	114
3452HD	316 SENSE HD SERIES A/V ENTRANCE PANEL. VIP	115
3455U	8" TOUCH MODULE SIMPLEBUS 1-SIMPLEBUS 2 FOR ULTRA MODULES	140
3456U	8" TOUCH MODULE, VIP, FOR ULTRA MODULES	141
3460/6	FLUSH-MOUNTED BOX 3ONE6 ANALOGUE, TOUCH, SENSE	115
3460EA	AUDIO ENTRANCE PANEL FOR EMERGENCY CALLS. VIP SYSTEM	138
3460HA	AUDIO HELP POINT ENTRANCE PANEL. VIP SYSTEM	138
3460HEV	VIDEO ENTRANCE PANEL FOR EMERGENCY CALLS. VIP SYSTEM. H264	138
3460HHV	VIDEO HELP POINT ENTRANCE PANEL. VIP H264 SYSTEM	138
3462/6	SURFACE-MOUNTED HOUSING 3ONE6 ANALOG, TOUCH, SENSE	115
3527B	DARK GRAPHITE COVER FOR VISTO EXTERNAL UNIT	43
3527S	SILVER MIST COVER FOR VISTO EXTERNAL UNIT	43
3639/0	STAND FOR SURFACE-MOUNTED ENTRANCE PANELS, HEIGHT 170 CM	106
3639/1	STAND FOR 1-MODULE ENTRANCE PANELS, HEIGHT 170 CM	106
3639/2	STAND FOR 2-MODULE ENTRANCE PANELS, HEIGHT 170 CM	106
3639/3	STAND FOR 3-MODULE ENTRANCE PANELS, HEIGHT 170 CM	106
3639/4	STAND FOR 4-MODULE ENTRANCE PANELS, HEIGHT 170 CM	106
3640/0	STAND FOR SURFACE-MOUNTED ENTRANCE PANELS, HEIGHT 117 CM	106

3640/1	STAND FOR 1-MODULE ENTRANCE PANELS, HEIGHT 117 CM	106
3640/2	STAND FOR 2-MODULE ENTRANCE PANELS, HEIGHT 117 CM	107
3640/3	STAND FOR 3-MODULE ENTRANCE PANELS, HEIGHT 117 CM	107
3640/4	STAND FOR 4-MODULE ENTRANCE PANELS, HEIGHT 117 CM	107
3649/1	HOUSING FOR 45° ENTRANCE PANEL TILT, 1 MODULE	105
3649/2	HOUSING FOR 45° ENTRANCE PANEL TILT, 2 MODULES	105
3649/3	HOUSING FOR 45° ENTRANCE PANEL TILT, 3 MODULES	105
4576/100	COMELIT CABLE 2X0.5MM2 + 2X1.5MM2, SIMPLEBUS SYSTEM 1 - 100 M	152
4576/500	COMELIT CABLE 2X0.5MM2 + 2X1.5MM2, SIMPLEBUS SYSTEM 1 - 500 M	152
4577/100	COMELIT CABLE 2X1MM2 SIMPLEBUS 2 (100 M)	152
4577/500	COMELIT CABLE 2X1MM2 SIMPLEBUS 2 (500 M)	153
4578/100	COMELIT OUTDOOR CABLE 2X0.5MM2 + 2X1.5MM2, SIMPLEBUS SYSTEM 1 - 100 M	153
4578/500	COMELIT OUTDOOR CABLE 2X0.5MM2 + 2X1.5MM2, SIMPLEBUS SYSTEM 1 - 500 M	153
4579/100	COMELIT OUTDOOR CABLE 2X1MM2, SIMPLEBUS 2 (100 M)	153
4579/500	COMELIT OUTDOOR CABLE 2X1MM2, SIMPLEBUS 2 (500 M)	153
4680C	AUDIO/VIDEO UNIT SIMPLEBUS 1	127 - 130
4682HD	HD IP (VIP) AUDIO/VIDEO UNIT	127 - 130
4791A	ADAPTER PLATE FOR CIAO-QUADRA	29 - 31 - 37 - 135 - 137
4793MA	ALUMINIUM FACEPLATE FOR QUADRA WITH BUTTONS	29 - 31 - 135
4793MB	BLACK FACEPLATE FOR QUADRA WITH BUTTONS	29 - 31 - 135
4793MC	CORTEN FACEPLATE FOR QUADRA WITH BUTTONS	29 - 31 - 135
4833C	LINE AMPLIFIER FOR SIMPLEBUS 1 VIDEO SYSTEMS	153
4834/9	CONCENTRATOR MODULE W/ 9 OUTPUTS FOR SIMPLEBUS 1 SYSTEMS	153
4888C	SIMPLEBUS 1 MIXER/POWER SUPPLY UNIT	153
4893M	QUADRA VIDEO KIT EXTERNAL UNIT. SIMPLEBUS 2	134
4899M	QUADRA EXTERNAL UNIT WITH BUTTONS. VIP	134
6205W	SONUS HANDSFREE DOOR-ENTRY PHONE, WHITE. VIP	90
6601W	ICONA DOOR ENTRY MONITOR. SIMPLEBUS 2	76
6602B	ICONA DOOR ENTRY MONITOR, BLACK. VIP	77
6602W/A	ICONA IP DOOR ENTRY MONITOR (VIP), WHITE	76
6612A	DESK BASE FOR ICONA DOOR ENTRY MONITOR	32 - 77
6750W	MINI HANDSFREE DOOR-ENTRY PHONE AIL. SIMPLEBUS 2	88
6751W	MINI HANDSFREE DOOR-ENTRY PHONE. SIMPLEBUS 2 (1210A)	88
6801W	MAXI DOOR ENTRY MONITOR. SIMPLEBUS 2	82
6813W	7" MAXI MONITOR WITH ANDROID, WHITE. VIP	82
8461I	QUADRA ICONA KIT	26 - 30
8461X	QUADRA MAXI KIT	26 - 30
AC6711	ADAPTATION FRAME FOR DOOR ENTRY MONITOR	29 - 73
AC6719	WALL MOUNT FOR DOOR ENTRY MONITOR WITH HANDSET	29 - 73
AC6720	WALL MOUNT FOR HANDS-FREE DOOR ENTRY MONITOR	29 - 73
AC6732	DESK BASE FOR DOOR ENTRY MONITOR	29 - 73
AC6812	METAL DESK BASE 7TOP DOOR ENTRY MONITOR, VIP	40 - 80
CA0061	SURFACE-MOUNTED CIAO ENTRANCE PANEL 1 BUTTON. 2-WIRE ANALOGUE	36 - 136
CA2100B	SURFACE-MOUNTED CIAO ENTRANCE PANEL 1/2/4/8 BUTTONS, SIMPLEBUS 2	37 - 136
CA2200A	SURFACE-MOUNTED CIAO MODULE 2/4/8/16-BUTTONS, SIMPLEBUS 2	37 - 136
CA5100B	SURFACE-MOUNTED CIAO ENTRANCE PANEL 1/2/4 BUTTONS. 4+N	36 - 136

CA9190	RAIN SHIELD FOR CIAO ENTRANCE PANEL	37 - 137
CA9210	2 DOUBLE-HEIGHT BUTTONS FOR CIAO ENTRANCE PANEL	37 - 137
CA9211	4 SINGLE BUTTONS FOR CIAO ENTRANCE PANEL	37 - 137
CA9212	4 DOUBLE BUTTONS FOR CIAO ENTRANCE PANEL	37 - 137
CA9213	1 LARGE BUTTON FOR CIAO ENTRANCE PANEL	37 - 137
CA9214	BUTTON FOR ENTRANCE PANEL ART. CA5100B	37 - 137
EU1010	SIMPLEBUS1 AUDIO UNIT	121 - 143
EU1010VC	SIMPLEBUS1 AUDIO UNIT REMOTE CAMERA	121 - 143
EU1020	SIMPLEBUS1 AUDIO/VIDEO UNIT	121 - 143
EU1250	AUDIO UNIT ADHESIVE ADAPTER	122 - 144
EU1250A	AUDIO UNIT ADAPTER	122 - 144
EU1250AM	FULL METAL FRONT PANEL AUDIO UNIT ADAPTER	122 - 144
EU1250V	VIDEO UNIT ADAPTER	122 - 144
EU1250VM	FULL METAL FRONT PANEL VIDEO UNIT ADAPTER	122 - 144
EU1250XV	METAL VIDEO UNIT ADAPTER	122 - 144
EU2010	SIMPLEBUS2 AUDIO UNIT	121 - 143
EU2010VC	SIMPLEBUS2 AUDIO UNIT REMOTE CAMERA	120 - 143
EU2020	SIMPLEBUS2 AUDIO/VIDEO UNIT	120 - 142
EU2020/4	SIMPLEBUS AUDIO/VIDEO UNIT, MAX. 4 USERS	120 - 142
EU8010	VIP AUDIO UNIT	121 - 144
EU8020	VIP AUDIO/VIDEO UNIT	121 - 143
IX0101COU	STEELSWITCH FRONT PANEL 1 BUTTON AND 40X40MM HOLE	117
IX0101KPU	STEELSWITCH FRONT PANEL 1 BUTTON AND KEYPAD	117
IX0101U	STEELSWITCH FRONT PANEL WITH 1 BUTTON	116
IX0102COU	SEELSWITCH FRONT PANEL 2 BUTTONS AND 40X40MM HOLE	117
IX0102KPU	STEELSWITCH FRONT PANEL 2 BUTTONS AND KEYPAD	117
IX0102U	STEELSWITCH FRONT PANEL WITH 2 BUTTONS	116
IX0103COU	EELSWITCH FRONT PANEL 3 BUTTONS AND 40X40MM HOLE	117
IX0103KPU	STEELSWITCH FRONT PANEL 3 BUTTONS AND KEYPAD	117
IX0103U	STEELSWITCH FRONT PANEL WITH 3 BUTTONS	116
IX0104COU	EELSWITCH FRONT PANEL 4 BUTTONS AND 40X40MM HOLE	117
IX0104KPU	STEELSWITCH FRONT PANEL 4 BUTTONS AND KEYPAD	117
IX0104U	STEELSWITCH FRONT PANEL WITH 4 BUTTONS	116
IX0105U	STEELSWITCH FRONT PANEL WITH 5 BUTTONS	116
IX0106U	STEELSWITCH FRONT PANEL WITH 6 BUTTONS	116
IX0107U	STEELSWITCH FRONT PANEL WITH 7 BUTTONS	116
IX0108U	STEELSWITCH FRONT PANEL WITH 8 BUTTONS	116
IX0109U	STEELSWITCH FRONT PANEL WITH 9 BUTTONS	116
IX0110U	STEELSWITCH FRONT PANEL WITH 10 BUTTONS	116
IX0111U	STEELSWITCH FRONT PANEL WITH 11 BUTTONS	116
IX0112U	STEELSWITCH FRONT PANEL WITH 12 BUTTONS	116
IX0212U	STEELSWITCH FRONT PANEL W/ 12 BUTTONS - 2 COLUMNS	116
IX0214U	STEELSWITCH FRONT PANEL W/ 14 BUTTONS - 2 COLUMNS	116
IX0216U	STEELSWITCH FRONT PANEL W/ 16 BUTTONS - 2 COLUMNS	116
IX0218U	STEELSWITCH FRONT PANEL W/ 18 BUTTONS - 2 COLUMNS	116
IX0220U	STEELSWITCH FRONT PANEL W/ 20 BUTTONS - 2 COLUMNS	116

IX0222U	STEELSWITCH FRONT PANEL W/ 22 BUTTONS - 2 COLUMNS	116
IX0224U	STEELSWITCH FRONT PANEL W/ 24 BUTTONS - 2 COLUMNS	116
IX0226U	STEELSWITCH FRONT PANEL W/ 26 BUTTONS - 2 COLUMNS	116
IX1090	ENTRANCE PANEL STEELTOUCH 5. SIMPLEBUS 1	111
IX2090	ENTRANCE PANEL STEELTOUCH 5. SIMPLEBUS 2	111
IX3453	ENTRANCE PANEL STEELTOUCH 8. SIMPLEBUS 1	110
IX3454	ENTRANCE PANEL STEELTOUCH 8. VIP	110
IX3454S	SURF-MNT ENTRANCE PANEL STEELTOUCH 8.VIP	111
IX8090	ENTRANCE PANEL STEELTOUCH 5. VIP	112
IX8090S	SURF-MNT ENTRANCE PANEL STEELTOUCH 5.VIP	112
IX9100	BLANK FRONT PANEL BUTTONS ON 1 COLUMN	118
IX9101	ELECTRONIC KEY FRONT PANEL - 1 COLUMN	118
IX9102	FRONT PANEL DESIGNED FOR SIMPLEKEY - 1 COLUMN	118
IX9103	FRONT PANEL DESIGNED FOR VIGIK - 1 COLUMN	118
IX9104U	MAGNETIC INDUCTION FRONT PANEL - 1 COLUMN	118
IX9150	FLUSH-MOUNTED BOX FOR FRONT PANEL W/ 1-4 BUTTONS	117
IX9151B	FLUSH-MOUNTED BOX IXX090 + 5/8-BUTTON FRONT PANEL	117
IX9152	FLUSH-MOUNTED BOX FOR FRONT PANEL W/ 9-12 BUTTONS	117
IX9153	FLUSH-MOUNTED BOX FOR FRONT PANEL W/ 12-18 BUTTONS	117
IX9154	FLUSH-MOUNTED BOX FOR FRONT PANEL W/ 20-26 BUTTONS	117
IX9156	FLUSH-MOUNTED BOX FOR FRONT PANEL ACCESS. 1 COLUMN	119
IX9157	FLUSH-MOUNTED BOX FOR FRONT PANEL ACCESS. 2 COLUMNS	119
IX9160	SURFACE-MOUNTED HOUSING FOR FRONT PANEL W/1-4 BUTT. WITH SHIELD	117
IX9160A	HOUSING FOR FRONT PANEL W/ 1-2-3-4 BUTTONS+FRONT PANEL	119
IX9161A	HOUSING FOR FRONT PANEL W/ 5-6-7-8 BUTTONS+FRONT PANEL	119
IX9161B	SURFACE-MOUNTED HOUSING IXX090 + 5-8 BUTTONS WITH SHIELD	117
IX9162	SURFACE-MOUNTED HOUSING FOR FRONT PANEL W/9-12 BUTT. WITH SHIELD	117
IX9162A	HOUSING FOR FRONT PANEL W/ 9-10-11-12 BUTTONS+FRONT PANEL	119
IX9163	SURFACE-MOUNTED HOUSING FOR FRONT PANEL W/12-18 BUTT. WITH SHIELD	118
IX9163A	HOUSING FOR FRONT PANEL W/ 12-14-16-18 BUTTONS+FRONT PANEL	119
IX9164	SURFACE-MOUNTED HOUSING FOR FRONT PANEL W/20-26 BUTT. WITH SHIELD	118
IX9164A	HOUSING FOR FRONT PANEL W/ 20-22-24-26 BUTTONS+FRONT PANEL	119
IX9170	SURFACE-MOUNTED HOUSING FOR FRONT PANEL W/ 1-4 BUTTONS	118
IX9171B	SURFACE-MOUNTED HOUSING IXX090 + 5/8-BUTTON FRONT PANEL	118
IX9172	SURFACE-MOUNTED HOUSING FOR FRONT PANEL W/ 9-12 BUTTONS	118
IX9173	SURFACE-MOUNTED HOUSING FOR FRONT PANEL W/ 12-18 BUTTONS	118
IX9174	SURFACE-MOUNTED HOUSING FOR FRONT PANEL W/ 20-26 BUTTONS	118
IX9200	BLANK FRONT PANEL BUTTONS ON 2 COLUMNS	119
IX9201	ELECTRONIC KEY FRONT PANEL - 2 COLUMNS	119
IX9202	FRONT PANEL DESIGNED FOR SIMPLEKEY - 2 COLUMNS	119
IX9203	FRONT PANEL DESIGNED FOR VIGIK - 2 COLUMNS	119
IX9204U	MAGNETIC INDUCTION FRONT PANEL - 2 COLUMNS	119
K1406	SIMPLEBUS 2 MULTI-USER CALL FORWARDING MODULE KIT	16
KCA0061	CIAO KIT MINI AUDIO	27 - 36
KCA2061B	CIAO KIT MINI AUDIO	27 - 36
KCA2071B	CIAO KIT MINI AUDIO HANDSFREE	27 - 36

<b>KCA5061B</b>	CIAO KIT MINI AUDIO	27 - 36
<b>KVQ8570</b>	QUADRA AND 7TOP KIT VIP	38 - 40
<b>KVS2001KPL</b>	STEELSWITCH KEYPAD AND PEOPLE HANDSFREE KIT. SIMPLEBUS 2	120
<b>KVS2001PL</b>	STEELSWITCH AND PEOPLE HANDSFREE KIT. SIMPLEBUS 2	120
<b>KVS2011KPL</b>	STEELSWITCH KEYPAD AND PEOPLE WI-FI KIT. SIMPLEBUS 2	120
<b>KVS2011PL</b>	STEELSWITCH AND PEOPLE WI-FI KIT. SIMPLEBUS 2	120
<b>KVU8571</b>	1-WAY KIT WITH ULTRA, 7TOP, 1440A, VIP	39 - 40
<b>KVU8572</b>	1-WAY KIT WITH ULTRA, 7TOP, GW SLAVE, APP, VIP	39 - 40
<b>PL6701</b>	PEOPLE DOOR ENTRY MONITOR W/HANDSET 4.3". SIMPLEBUS 2	73
<b>PL6721</b>	PEOPLE HANDSFREE DOOR ENTRY MONITOR 4.3". SIMPLEBUS 2	73
<b>PL6731</b>	PEOPLE DOOR ENTRY MONITOR 5" WITH VIDEO MEMO. SIMPLEBUS 2	73
<b>PL6741</b>	PEOPLE HANDSFREE DOOR ENTRY MONITOR WI-FI 5. SIMPLEBUS 2	72
<b>PL8431V</b>	QUADRA PEOPLE HANDSFREE KIT WITH VIDEO MEMO	25 - 28
<b>PL8451V</b>	QUADRA PEOPLE HANDSFREE WI-FI KIT WITH VIDEO MEMO	25 - 28
<b>PL8461M</b>	QUADRA PEOPLE WITH HANDSET KIT	24 - 28
<b>PL8461V</b>	QUADRA PEOPLE HANDSFREE KIT	24 - 28
<b>QA9210</b>	2 DOUBLE-HEIGHT BUTTONS FOR QUADRA ENTRANCE PANEL	134
<b>QA9211</b>	4 SINGLE BUTTONS FOR QUADRA ENTRANCE PANEL	134
<b>QA9213</b>	1 LARGE BUTTON FOR QUADRA ENTRANCE PANEL	134
<b>SK9000U</b>	ULTRA SIMPLEKEY BASIC MODULE	97
<b>SK9000UB</b>	ULTRA SIMPLEKEY BASIC MODULE, BLACK	97
<b>SK9000UW</b>	ULTRA SIMPLEKEY BASIC MODULE, WHITE	97
<b>SK9001U</b>	ULTRA SIMPLEKEY ADVANCED MODULE	97
<b>SK9001UB</b>	ULTRA SIMPLEKEY ADVANCED MODULE, BLACK	97
<b>SK9001UW</b>	ULTRA SIMPLEKEY ADVANCED MODULE, WHITE	97
<b>TP6842</b>	7TOP 7" HANDSFREE DOOR ENTRY MONITOR, WI-FI, VIP	80
<b>UT1010</b>	ULTRA AUDIO MODULE, SIMPLEBUS 1	94
<b>UT1010B</b>	ULTRA AUDIO MODULE, BLACK, SIMPLEBUS1	94
<b>UT1010VC</b>	ULTRA REMOTE CAMERA AUDIO MODULE, SIMPLEBUS 1	95
<b>UT1010VCB</b>	ULTRA REMOTE CAMERA AUDIO MODULE, BLACK, SB1	95
<b>UT1010VCW</b>	ULTRA REMOTE CAMERA AUDIO MODULE, WHITE, SB1	95
<b>UT1010W</b>	ULTRA AUDIO MODULE, WHITE, SIMPLEBUS1	94
<b>UT1020</b>	ULTRA AUDIO/VIDEO MODULE, SIMPLEBUS 1	96
<b>UT1020B</b>	ULTRA AUDIO/VIDEO MODULE, BLACK, SIMPLEBUS 1	96
<b>UT1020W</b>	ULTRA AUDIO/VIDEO MODULE, WHITE, SIMPLEBUS 1	96
<b>UT2010</b>	ULTRA AUDIO MODULE, SIMPLEBUS 2	95
<b>UT2010B</b>	ULTRA AUDIO MODULE, BLACK, SIMPLEBUS2	95
<b>UT2010VC</b>	ULTRA REMOTE CAMERA AUDIO MODULE, SIMPLEBUS 2	95
<b>UT2010VCB</b>	ULTRA REMOTE CAMERA AUDIO MODULE, BLACK, SIMPLEBUS 2	95
<b>UT2010VCW</b>	ULTRA REMOTE CAMERA AUDIO MODULE, WHITE, SIMPLEBUS 2	95
<b>UT2010W</b>	ULTRA AUDIO MODULE, WHITE, SIMPLEBUS2	95
<b>UT2020</b>	ULTRA SIMPLEBUS 2 AUDIO/VIDEO MODULE	96
<b>UT2020B</b>	ULTRA AUDIO/VIDEO MODULE, BLACK, SIMPLEBUS2	96
<b>UT2020W</b>	ULTRA AUDIO/VIDEO MODULE, WHITE, SIMPLEBUS2	96
<b>UT8010</b>	ULTRA IP (VIP) AUDIO MODULE	95
<b>UT8010B</b>	ULTRA IP AUDIO MODULE (VIP), BLACK	95
<b>UT8010W</b>	ULTRA IP AUDIO MODULE (VIP), WHITE	95

<b>UT8020</b>	ULTRA IP (VIP) AUDIO/VIDEO MODULE	96
<b>UT8020B</b>	ULTRA IP AUDIO/VIDEO MODULE (VIP), BLACK	96
<b>UT8020W</b>	ULTRA IP AUDIO/VIDEO MODULE (VIP), WHITE	96
<b>UT8090</b>	ULTRA VIP VIDEO+TOUCH COMPLETE ENTRANCE PANEL	108
<b>UT9110</b>	ULTRA NAMEPLATE LABEL SHEETS	107
<b>UT9141</b>	ULTRA ADAPTER PLATE FOR 1-MODULE BOXES	107
<b>UT9142</b>	ULTRA ADAPTER PLATE FOR 2-MODULE BOXES	107
<b>UT9143</b>	ULTRA ADAPTER PLATE FOR 3-MODULE BOXES	107
<b>UT9144</b>	ULTRA ADAPTER PLATE FOR 4-MODULE BOXES	107
<b>UT9161</b>	FLUSH-MOUNTED FRAME, 1 MODULE, ULTRA	102
<b>UT9161B</b>	FLUSH-MOUNTING FRAME FOR 1 ULTRA MODULE, BLACK	102
<b>UT9161W</b>	FLUSH-MOUNTING FRAME FOR 1 ULTRA MODULE, WHITE	102
<b>UT9162</b>	FLUSH-MOUNTED FRAME, 2 MODULES, ULTRA	102
<b>UT9162B</b>	FLUSH-MOUNTING FRAME FOR 2 ULTRA MODULES, BLACK	102
<b>UT9162W</b>	FLUSH-MOUNTING FRAME FOR 2 ULTRA MODULES, WHITE	102
<b>UT9163</b>	FLUSH-MOUNTED FRAME, 3 MODULES, ULTRA	102
<b>UT9163B</b>	FLUSH-MOUNTING FRAME FOR 3 ULTRA MODULES, BLACK	102
<b>UT9163W</b>	FLUSH-MOUNTING FRAME FOR 3 ULTRA MODULES, WHITE	102
<b>UT9164</b>	FLUSH-MOUNTED FRAME, 4 MODULES, ULTRA	102
<b>UT9164B</b>	FLUSH-MOUNTING FRAME FOR 4 ULTRA MODULES, BLACK	102
<b>UT9164W</b>	FLUSH-MOUNTING FRAME FOR 4 ULTRA MODULES, WHITE	102
<b>UT9171</b>	SURFACE-MOUNTED HOUSING, 1 MODULE, ULTRA	104
<b>UT9171B</b>	SURFACE-MOUNT WALL HOUSING - 1 ULTRA MODULE, BLACK	104
<b>UT9171W</b>	SURFACE-MOUNT WALL HOUSING - 1 ULTRA MODULE, WHITE	104
<b>UT9172</b>	SURFACE-MOUNTED HOUSING, 2 MODULES, ULTRA	104
<b>UT9172B</b>	SURFACE-MNT WALL HOUSING - 2 ULTRA MODULES, BLACK	104
<b>UT9172W</b>	SURFACE-MNT WALL HOUSING - 2 ULTRA MODULES, WHITE	104
<b>UT9173</b>	SURFACE-MOUNTED HOUSING, 3 MODULES, ULTRA	104
<b>UT9173B</b>	SURFACE-MNT WALL HOUSING - 3 ULTRA MODULES, BLACK	104
<b>UT9173W</b>	SURFACE-MNT WALL HOUSING - 3 ULTRA MODULES, WHITE	104
<b>UT9174</b>	SURFACE-MOUNTED HOUSING, 4 MODULES, ULTRA	104
<b>UT9174B</b>	SURFACE-MNT WALL HOUSING - 4 ULTRA MODULES, BLACK	104
<b>UT9174H</b>	SURFACE-MOUNTED HOUSING, 2X2 MODULES, ULTRA	104
<b>UT9174W</b>	SURFACE-MNT WALL HOUSING - 4 ULTRA MODULES, WHITE	104
<b>UT9176</b>	SURFACE-MOUNTED HOUSING, 6 MODULES, ULTRA	105
<b>UT9178</b>	SURFACE-MOUNTED HOUSING, 8 MODULES, ULTRA	105
<b>UT9179</b>	SURFACE-MOUNTED HOUSING, 9 MODULES, ULTRA	105
<b>UT9181</b>	FLUSH-MOUNTED RAIN SHIELD, 1 MODULE, ULTRA	102
<b>UT9181B</b>	FLUSH-MOUNTED RAIN SHIELD - 1 ULTRA MODULE, BLACK	102
<b>UT9181W</b>	FLUSH-MOUNTED RAIN SHIELD - 1 ULTRA MODULE, WHITE	102
<b>UT9182</b>	FLUSH-MOUNTED RAIN SHIELD, 2 MODULES, ULTRA	102
<b>UT9182B</b>	FLUSH-MOUNTED RAIN SHIELD - 2 ULTRA MODULES, BLACK	102
<b>UT9182W</b>	FLUSH-MOUNTED RAIN SHIELD - 2 ULTRA MODULES, WHITE	102
<b>UT9183</b>	FLUSH-MOUNTED RAIN SHIELD, 3 MODULES, ULTRA	102
<b>UT9183B</b>	FLUSH-MOUNTED RAIN SHIELD - 3 ULTRA MODULES, BLACK	102
<b>UT9183W</b>	FLUSH-MOUNTED RAIN SHIELD - 3 ULTRA MODULES, WHITE	102
<b>UT9184</b>	FLUSH-MOUNTED RAIN SHIELD, 4 MODULES, ULTRA	102

UT9184B	FLUSH-MOUNTED RAIN SHIELD - 4 ULTRA MODULES, BLACK	102
UT9184H	FLUSH-MOUNTED RAIN SHIELD, 2X2 MODULES, ULTRA	103
UT9184W	FLUSH-MOUNTED RAIN SHIELD - 4 ULTRA MODULES, WHITE	102
UT9186	FLUSH-MOUNTED RAIN SHIELD, 6 MODULES, ULTRA	103
UT9188	FLUSH-MOUNTED RAIN SHIELD, 8 MODULES, ULTRA	103
UT9189	FLUSH-MOUNTED RAIN SHIELD, 9 MODULES, ULTRA	103
UT9191	SURFACE-MOUNTED RAIN SHIELD, 1 MODULE, ULTRA	105
UT9191B	SURFACE-MNT RAIN SHIELD - 1 ULTRA MODULE, BLACK	105
UT9191W	SURFACE-MNT RAIN SHIELD - 1 ULTRA MODULE, WHITE	105
UT9192	SURFACE-MOUNTED RAIN SHIELD, 2 MODULES, ULTRA	105
UT9192B	SURFACE-MNT RAIN SHIELD - 2 ULTRA MODULES, BLACK	105
UT9192W	SURFACE-MNT RAIN SHIELD - 2 ULTRA MODULES, WHITE	105
UT9193	SURFACE-MOUNTED RAIN SHIELD, 3 MODULES, ULTRA	105
UT9193B	SURFACE-MNT RAIN SHIELD - 3 ULTRA MODULES, BLACK	105
UT9193W	SURFACE-MNT RAIN SHIELD - 3 ULTRA MODULES, WHITE	105
UT9194	SURFACE-MOUNTED RAIN SHIELD, 4 MODULES, ULTRA	105
UT9194B	SURFACE-MNT RAIN SHIELD - 4 ULTRA MODULES, BLACK	105
UT9194H	SURFACE-MOUNTED RAIN SHIELD, 2X2 MODULES, ULTRA	106
UT9194W	SURFACE-MNT RAIN SHIELD - 4 ULTRA MODULES, WHITE	105
UT9196	SURFACE-MOUNTED RAIN SHIELD, 6 MODULES, ULTRA	106
UT9198	SURFACE-MOUNTED RAIN SHIELD, 8 MODULES, ULTRA	106
UT9199	SURFACE-MOUNTED RAIN SHIELD, 9 MODULES, ULTRA	106
UT9200	MODULE FOR UT9211 AND UT9212 ULTRA BUTTONS	96
UT9201	MODULE FOR UT9213 AND UT9214 ULTRA BUTTONS	96
UT9211	SINGLE ULTRA BUTTON	98
UT9211FM	SINGLE FULL METAL ULTRA BUTTON	99
UT9211FM/BE	FULL METAL SINGLE BUTTON, ULTRA BELL	100
UT9211FM/CO	ULTRA FULL METAL SINGLE BUTTON - CONCIERGE	100
UT9211FM/GH	ULTRA FULL METAL SINGLE BUTTON - GUARDHOUSE	100
UT9212FM/GQ	DOUBLE FULL METAL GUARDHOUSE BUTTON - ULTRA QR CODE	100
UT9211FM/LM	ULTRA SINGLE FULL METAL LIGHT-ME BUTTON	100
UT9211FM/Q	ULTRA FULL METAL SINGLE BUTTON - QR CODE	100
UT9211FM/S	ULTRA FULL METAL SINGLE BUTTON - SECURITY	100
UT9211M	SINGLE METAL ULTRA BUTTON	99
UT9211MB	SINGLE METAL ULTRA BUTTON, BLACK	99
UT9211MW	SINGLE METAL ULTRA BUTTON, WHITE	99
UT9212	DOUBLE ULTRA BUTTON	98
UT9212FM	DOUBLE FULL METAL ULTRA BUTTON	99
UT9212FM/10PAB	DOUBLE FULL METAL ULTRA BUTTON FLOOR 10 A-B	101
UT9212FM/10PCD	DOUBLE FULL METAL ULTRA BUTTON FLOOR 10 C-D	101
UT9212FM/1112	DOUBLE FULL METAL ULTRA BUTTON 11-12	101
UT9212FM/11PAB	DOUBLE FULL METAL ULTRA BUTTON FLOOR 11 A-B	101
UT9212FM/11PCD	DOUBLE FULL METAL ULTRA BUTTON FLOOR 11 C-D	101
UT9212FM/12	DOUBLE FULL METAL ULTRA BUTTON 1-2	101
UT9212FM/12PAB	DOUBLE FULL METAL ULTRA BUTTON FLOOR 12 A-B	101
UT9212FM/12PCD	DOUBLE FULL METAL ULTRA BUTTON FLOOR 12 C-D	101

UT9212FM/1314	DOUBLE FULL METAL ULTRA BUTTON 13-14	101
UT9212FM/1516	DOUBLE FULL METAL ULTRA BUTTON 15-16	101
UT9212FM/1718	DOUBLE FULL METAL ULTRA BUTTON 17-18	101
UT9212FM/1920	DOUBLE FULL METAL ULTRA BUTTON 19-20	101
UT9212FM/1PAB	DOUBLE FULL METAL ULTRA BUTTON FLOOR 1 A-B	101
UT9212FM/1PCD	DOUBLE FULL METAL ULTRA BUTTON FLOOR 1 C-D	101
UT9212FM/2122	DOUBLE FULL METAL ULTRA BUTTON 21-22	101
UT9212FM/2324	DOUBLE FULL METAL ULTRA BUTTON 23-24	101
UT9212FM/2526	DOUBLE FULL METAL ULTRA BUTTON 25-26	101
UT9212FM/2728	DOUBLE FULL METAL ULTRA BUTTON 27-28	101
UT9212FM/2930	DOUBLE FULL METAL ULTRA BUTTON 29-30	101
UT9212FM/2PAB	DOUBLE FULL METAL ULTRA BUTTON FLOOR 2 A-B	101
UT9212FM/2PCD	DOUBLE FULL METAL ULTRA BUTTON FLOOR 2 C-D	101
UT9212FM/3132	DOUBLE FULL METAL ULTRA BUTTON 31-32	101
UT9212FM/34	DOUBLE FULL METAL ULTRA BUTTON 3-4	101
UT9212FM/3PAB	DOUBLE FULL METAL ULTRA BUTTON FLOOR 3 A-B	101
UT9212FM/3PCD	DOUBLE FULL METAL ULTRA BUTTON FLOOR 3 C-D	101
UT9212FM/4PAB	DOUBLE FULL METAL ULTRA BUTTON FLOOR 4 A-B	101
UT9212FM/4PCD	DOUBLE FULL METAL ULTRA BUTTON FLOOR 4 C-D	101
UT9212FM/56	DOUBLE FULL METAL ULTRA BUTTON 5-6	101
UT9212FM/5PAB	DOUBLE FULL METAL ULTRA BUTTON FLOOR 5 A-B	101
UT9212FM/5PCD	DOUBLE FULL METAL ULTRA BUTTON FLOOR 5 C-D	101
UT9212FM/6PAB	DOUBLE FULL METAL ULTRA BUTTON FLOOR 6 A-B	101
UT9212FM/6PCD	DOUBLE FULL METAL ULTRA BUTTON FLOOR 6 C-D	101
UT9212FM/78	DOUBLE FULL METAL ULTRA BUTTON 7-8	101
UT9212FM/7PAB	DOUBLE FULL METAL ULTRA BUTTON FLOOR 7 A-B	101
UT9212FM/7PCD	DOUBLE FULL METAL ULTRA BUTTON FLOOR 7 C-D	101
UT9212FM/8PAB	DOUBLE FULL METAL ULTRA BUTTON FLOOR 8 A-B	101
UT9212FM/8PCD	DOUBLE FULL METAL ULTRA BUTTON FLOOR 8 C-D	101
UT9212FM/910	DOUBLE FULL METAL ULTRA BUTTON 9-10	101
UT9212FM/9PAB	DOUBLE FULL METAL ULTRA BUTTON FLOOR 9 A-B	101
UT9212FM/9PCD	DOUBLE FULL METAL ULTRA BUTTON FLOOR 9 C-D	101
UT9212M	DOUBLE METAL ULTRA BUTTON	99
UT9212MB	DOUBLE METAL ULTRA BUTTON, BLACK	99
UT9212MW	DOUBLE METAL ULTRA BUTTON, WHITE	99
UT9213	SINGLE ULTRA WIDE BUTTON	98
UT9214	DOUBLE-HEIGHT ULTRA BUTTON	99
UT9221	PLASTIC ULTRA CAP	99
UT9221M	ULTRA FULL METAL CAP	99
UT9221MB	ULTRA FULL METAL CAP, BLACK	99
UT9221MW	ULTRA FULL METAL CAP, WHITE	99
UT9222	ULTRA DOUBLE-HEIGHT PLASTIC CAP	99
UT9222M	ULTRA DOUBLE-HEIGHT FULL METAL CAP	99
UT9223	ULTRA TRIPLE-HEIGHT PLASTIC CAP	99
UT9223M	ULTRA TRIPLE-HEIGHT FULL METAL CAP	100
UT9230M	ULTRA FULL METAL BLANK MODULE	98



**FEEL  
SECURE**

